

# KITCHEN STUDIO RANGE 2015

Premier Partner Brochure 2015

Edition 1



# ALWAYS AN IDEA AHEAD

What future lies ahead of us?  
Some might say: let's wait and see. Not us.  
We say: let's create it. We embrace evolution.  
We love progress. We drive change for the better.

125 years ago, we transformed an entire continent by introducing the light bulb from America. Connected to our grid, it spread electricity across Europe.

In 1958, we changed laundry forever. What used to be a chore done by hand became effortlessly automated in a machine.

Recently, we reconfigured the face of home kitchens with the first household oven that enables vacuum cooking.

Change is part of our DNA. And yours.

The way you eat will change, the way you dress will change, the way you are will change.

That's why we make sure our appliances not only more than meet your needs today, but also feature future-facing technology to fit your needs tomorrow.

We're not interested in what is latest. We're focused on what is next.

**We're AEG. And we're always an idea ahead.**

## IT'S THE DRIVE TO BE FIRST THAT KEEPS US AHEAD

### 10 AEG Firsts

---

**1910** First electric cooker

---

**1912** First electrically powered refrigerator

---

**1950** First washing machine

---

**1952** First built-in refrigerator

---

**1959** First combi fridge

---

**1964** First clothes dryer

---

**1987** First induction cooking hob

---

**1997** First clothes dryer with a heat pump

---

**2012** First most energy efficient heat pump dryers range

---

**2013** First full-size SousVide oven

---





# Contents

125 years of AEG	2	Cooking	23	Cleaning	105
Cooling	9	Ovens	24	Integrated Dishwashers	112
Undercounter Fridges and Freezers	16	MaxiKlasse™	30	Laundry	115
Cabinet Fridges and Freezers	16	Pyroluxe®	33	Built-in Washing Machine	117
Tall Fridges and Freezers	17	ProCombi Steam	40	Built-in Washer Dryer	117
Fridge Freezers	17	Sous Vide	44	Specification Tables	118
PerfektFit™	19	Built-In Double Ovens	50		
American	19	Built-Under Double Ovens	51		
Wine Cooling	20	Rangecooker	51		
Compact Wine Cellar	21	Compact Range	53		
		Ovens	57		
		Combination Microwaves	59		
		Microwaves	59		
		Coffee Machine	60		
		Compact Wine Cellar	60		
		Warming Drawers	61		
		Accessories	62		
		Hobs	64		
		MaxiSight® Induction	70		
		MaxiSense® Induction	73		
		Hob2Hood	79		
		Mixed Fuel	81		
		CrystalLine	83		
		Ceramic	87		
		Gas	88		
		Hoods	95		
		Designer Hoods	100		
		Designer Chimney Hoods	101		
		Island Hoods	102		
		Ceiling Mounted Hoods	102		
		Semi-integrated Hoods	103		



## AEG Premier Partner Passion, Experience & Reassurance

**Passion**  
The appliances featured in this brochure have been specially selected for our Premier Partners – kitchen specialists who share our passion for inspired design and turning your dreams into reality.

**Experience**  
The choice of kitchen appliances can sometimes be overwhelming. Our Premier Partners’ experience and in-depth understanding of our latest technology will help you make the best choice for your needs.

**Reassurance**  
When you purchase an appliance from a Premier Partner you’ll have complete peace of mind. Not only are you buying from an expert who really cares about your kitchen, but you’ll also benefit from an exclusive extended warranty.

YEAR  
5  
GUARANTEE

All the appliances featured in this brochure benefit from a 5 year warranty\*

\*Terms & conditions apply. Extended warranties only apply to appliances bought as part of an overall kitchen project; your retailer must register your appliances on your behalf at time of purchase

\*Full instructions for installation are found in the product user manuals, or at [www.aeg.co.uk](http://www.aeg.co.uk)

# Why AEG?

With our award winning Germanic design and build quality, AEG understand that the kitchen is increasingly becoming the heart of the home. Your kitchen appliances are essential tools that will be used for many years every day and so it is worth choosing a brand that will deliver you exceptional results in performance as well as looking stunning with its seamless design: hence perfect alignment in stainless steel and black glass is offered across the whole range.

## FRIDGES AND FREEZERS

The ProFresh technology in our fridges ensures that your seasonal produce is kept in optimum condition for longer. Our extra tall built-in fridge freezers offer you maximum storage space meaning fewer trips to the shops and our stunning designer PerfektFit™ fridge freezer with wine cooler makes a real statement, perfect for entertaining and will align seamlessly within your kitchen units.



## OVENS

Our beautiful ovens feature an impressive XXL capacity. This means that we can offer you 5 shelves of completely even cooking and thanks to our ThermiC° hot air system, you can cook savoury and sweet at the same time with no transfer of flavour. For that all important Christmas feast, we tried and tested our ovens and you can comfortably cook a meal for 12 with all the trimmings!

Our impressive oven range offers you the latest options in innovation including our new SousVide oven, multifunction steam, pyrolytic and AutoSense (the clever oven that thinks for itself!)

## HOBS

AEG offer you stunning designs across all our hobs, with designer gas hobs, sleek ceramic and stunning induction hobs. Have you ever considered induction, the fastest growing hob technology, offering the ultimate in controllability and energy efficiency?

Induction is so easy to keep clean, plus we also offer you exciting cooking solutions with bridging functions, which facilitate sophisticated cooking with grill plates or fish kettles.



## LAUNDRY

Whether in your kitchen or your utility room, our AEG laundry range offers you robust, well-built machines designed to treat your garments with the utmost care, with special programmes that offer the gentlest cleaning for your softest cashmeres and silk scarves.



## HOODS

Our hoods complement our ovens and hobs beautifully. Our stunning designer hoods make a real statement as well as offering you the most efficient extraction solutions to keep your open plan living as fresh as possible.

## DISHWASHERS

The unsung heroes of many kitchens, our AEG dishwashers offer you a greater internal capacity (10 litres more than the average) with outstanding cleaning performance thanks to our extra satellite spray arm, giving you sparkling results. For open plan living, our dishwashers have also been awarded the Quietmark award.







# COOLING

In today's hectic world, who has time to go shopping for fresh food every day? But you can still eat fresh every day thanks to our ProFresh Plus range with TwinTech™ technology, to ensure your food remains fresher for longer – so your dishes look and taste better, every time.

Fridges and Freezers	10
Under Counter Fridges and Freezers	16
Cabinet Fridges and Freezers	16
Tall Fridges and Freezers	17
Fridge Freezers	17
PerfektFit™	19
American	19
Wine Cooling	20
Compact Wine Cellar	21



# AEG Fridges and Freezers?

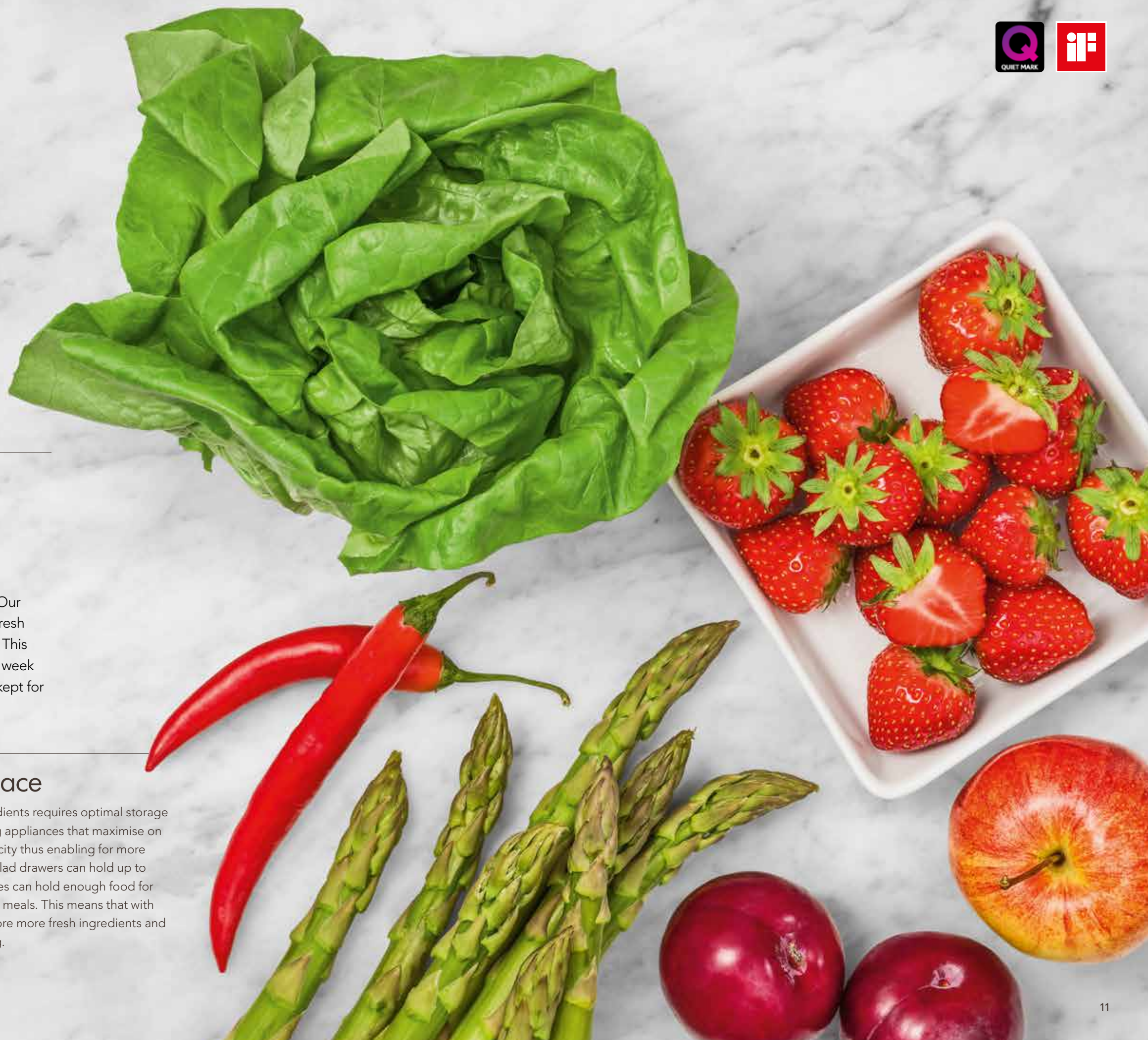
Whether you're buying a fridge for the first time or upgrading your existing fridge-freezer, AEG has the perfect appliance for your home.

## Keep food as fresh and as nutritious as the day you bought it

Great tasting meals start with fresh, nutritious ingredients. Our range of fridge freezers are designed with the latest LongFresh cooling temperature zones to keep food fresher for longer. This not only ensures that your food is full of flavour for that mid week meal, but also means that you waste less food as it can be kept for longer.

## All about space

Cooking with fresh ingredients requires optimal storage space. We design cooling appliances that maximise on the internal storage capacity thus enabling for more food to be stored. Our salad drawers can hold up to 128 apples, and our fridges can hold enough food for 2 weeks worth of evening meals. This means that with busy lifestyles you can store more fresh ingredients and spend less time shopping.





# COOLING



## PROFRESH

Food stays fresher for longer with our ProFresh technology, ensuring that the fridge temperature is cold, stable and with the correct level of humidity.



## LOW FROST

Our advanced freezing technology in selected models means that you only need to defrost the freezer every 2 years, saving yourself a yearly chore.



## LONGFRESH STORAGE

Special drawers in selected models can be set individually to create conditions ideal for different food types. Food will stay fresh, preserving the vitamins and nutritional value of the food for up to three times longer than in a conventional fridge.



## COOLMATIC

Quickly chill large amounts of fresh food, such as the weekly shop, at the optimum storage temperature.



## FROSTMATIC

Frostmatic - ideal for freezing fresh food quickly, preserving flavour, nutritional value and colour.



## ENERGY EFFICIENCY

Our high performance models keep food fresher for longer with the smallest possible amount of energy, with models available in A+ or A++ energy rating.



## DYNAMIC AIR

Incorporates a powerful fan which automatically activates to ensure that fridge temperatures are maintained at the desired level.



## MULTI AIRFLOW

Ensures food stays fresher for longer as temperatures and humidity levels are extremely stable.



## CLEANAIR CONTROL

Uses charcoal filter to purify the air and reduce odours. So flavours can't be transferred between wrapped and unwrapped foods.



## FRESH BOX

Selected models within the range include a dedicated pull-out drawer providing the perfect storage environment for fresh meat and fish.



## SOFT RISE LED LIGHTING

LED lighting inside the fridge with 'rise on' effect for crisp contemporary illumination.



## LCD

Advanced LCD display with touch controls allows you to set features and temperatures precisely.



## TEMPERATURE ALARM

If the temperature rises too high a visible and audible alarm alerts you.



## 4 STAR FREEZING

You can safely freeze fresh food and store frozen food safely for up to one year.



## FROST FREE

Never defrost your freezer again. Frost free freezers also offer efficient and effective freezing with quicker, more even freezing for better food preservation.



## MINUTE MINDER

This function can be used to set an acoustic alarm after a desired time period i.e. as a reminder to remove bottles left to chill.



# Cooling Range

## Built-in Fridges and Freezers

SKS58200F0



Fully integrated under-counter larder fridge with A+ energy rating.

AGN58210F0



Fully integrated Frost Free under-counter freezer with A+ energy rating.

SKS71200C0



In-column larder fridge with an A+ energy rating and electronic touch controls precise temperature regulation.

AGN71200C0



In-column Frost Free freezer with an A+ energy rating and electronic touch controls for precise temperature regulation.

SKD71800C0



Large capacity in-column larder fridge with A+ energy, electronic touch controls and Dynamic Air cooling.

AGN71800C0



Large capacity in-column Frost Free freezer with A+ energy and electronic touch controls for precise temperature regulation.

SKZ81800C0



Large capacity in-column Frost fridge with A++ energy and LongFresh storage.

## Built-in Fridge Freezers

SCT71800S1



In-column 70:30 split ProFresh Frost Free fridge freezer with A+ energy and touch control electronics.

SCN71800S1



In-column 50:50 split ProFresh Frost Free fridge freezer with A+ energy efficiency and electronic touch controls for precise temperature regulation.

SCS71801F1



In-column 70:30 split Low Frost fridge freezer with A+ energy efficiency and touch control electronics.

## Built-in Fridge Freezers

SCS51810S1



In-column 50:50 split fridge freezer with A+ energy efficiency.

SCT71900S0



In-column extra tall ProFresh Frost Free fridge freezer with A+ energy efficiency and electronic temperature control.

SCT81900S0



In-column highly energy efficient extra tall ProFresh Frost Free fridge freezer with A++ energy efficiency.

## PerfektFit™ and Side by Side

S95400XNM0



PerfektFit™ fridge freezer with A+ energy efficiency - this freestanding fridge freezer fits perfectly in line with your kitchen furniture.

S95900XTM0



PerfektFit™ fridge freezer with wine cellar and A+ energy - this freestanding fridge freezer fits perfectly in line with your kitchen furniture.

S96090XVM1



American-style stainless steel food centre with A+ energy efficiency.

S76010CMX2



French door stainless steel fridge freezer with A+ energy.

## Built-in Wine Coolers

SWD81800G1



In-column large capacity stainless steel wine cooler with dual temperature regulation for red and white wines.

SWS74500G0



45cm compact wine cooler.



SKS58200F0




Fully integrated under-counter larder fridge with A+ energy rating.

Full width salad drawer with 2 glass lids makes the best use of the space available.

- Adjustable temperature control
- Full width dairy compartment
- Half width sliding door shelf
- Door on door hinge fixing

Dimensions (HxWxD) in mm 820 x 600 x 550

SKS71200C0



In-column larder fridge with an A+ energy rating and electronic touch controls precise temperature regulation.

LCD touch controls ensure precise temperature and function setting.

- Soft rise LED lighting
- Coolmatic function
- Full width dairy compartment
- Door on door hinge fixing

Dimensions (HxWxD) in mm 1225 x 560 x 550

AGN58210F0 - Never defrost again!



Fully integrated Frost Free under-counter freezer with A+ energy rating.

The Frostmatic function is ideal for freezing fresh food quickly, preserving flavour, nutritional values and colour.

- Store food for up to a year in this 4star freezer
- High temperature and door open alarm
- Door on door hinge fixing

Dimensions (HxWxD) in mm 820 x 600 x 550

AGN71200C0 - Never defrost again!



In-column Frost Free freezer with an A+ energy rating and electronic touch controls for precise temperature regulation.

LCD touch controls ensure precise temperature and function setting, including useful features such as frostmatic, holiday function, child lock and minute minder.

- Frostmatic function is ideal for freezing fresh food quickly
- High temperature and door open alarm
- Includes 4 drawers and one compartment
- Door on door hinge fixing

Dimensions (HxWxD) in mm 1225 x 560 x 550

SKD71800C0



Large capacity in-column larder fridge with A+ energy, electronic touch controls and Dynamic Air cooling.

Dynamic Air cooling means that a powerful fan automatically activates to ensure that fridge temperature is maintained at the desired level and food is cooled quickly, preserving food quality.

- LCD touch control electronics
- Extra large telescopic salad drawer
- Soft rise LED lighting
- Door on door hinge fixing

Dimensions (HxWxD) in mm 1780 x 560 x 550

SKZ81800C0 - LongFresh compartment



Large capacity in-column fridge with A++ energy and LongFresh storage.

2 full width LongFresh drawers give you the perfect storage space for fresh vegetables, fish and meat.

- DynamicAir fan cooling
- CleanAir filter
- LCD touch control electronics
- Soft rise LED lighting
- Door on door hinge fixing

Dimensions (HxWxD) in mm 1780 x 560 x 550

AGN71800C0 - Never defrost again!



Large capacity in-column Frost Free freezer with A+ energy and electronic touch controls for precise temperature regulation.

With 5 drawers and 2 compartments this freezer provides a large amount of freezer space.

- LCD touch control electronics.
- Frostmatic function is ideal for freezing fresh food quickly
- High temperature and door open alarm
- Door on door hinge fixing

Dimensions (HxWxD) in mm 1780 x 560 x 550

SCT71800S1 - Never defrost again!



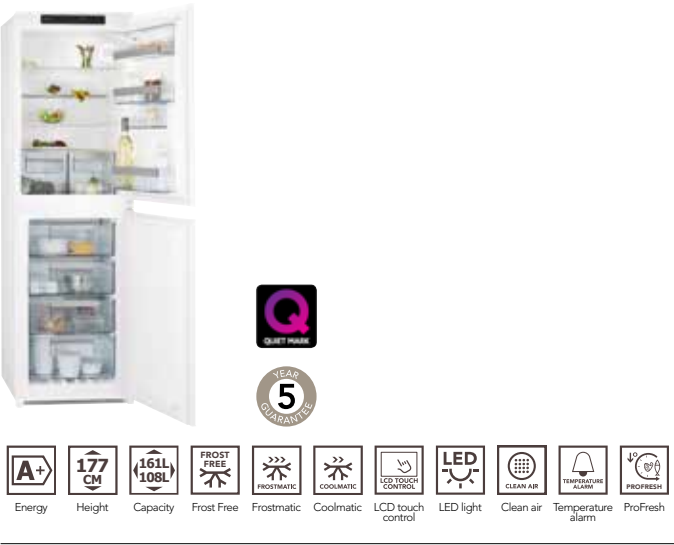
In-column 70:30 split ProFresh Frost Free fridge freezer with A+ energy and touch control electronics.

Our ProFresh technology means that our Frost Free fridge freezers have two cooling systems, one for the fridge and one for the freezer. This means that the temperature is more accurately controlled in either section preventing your food from deteriorating through over cooling of air from the freezer.

- FreshBox chiller drawer
- LCD touch control electronics
- Dynamic Air fan cooling
- Soft rise LED lighting
- Sliding hinge door fixing

Dimensions (HxWxD) in mm 1780 x 560 x 550

SCN71800S1 - Never defrost again!



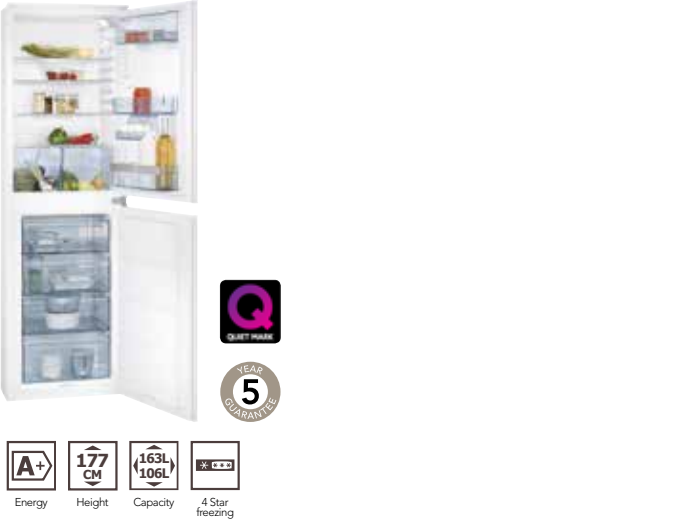
**In-column 50:50 split ProFresh Frost Free fridge freezer with A+ energy efficiency and electronic touch controls for precise temperature regulation.**

LCD touch controls ensure precise temperature and function setting, including useful features such as Frostmatic, Coolmatic, Child Lock, Door Open Alarm and High Temperature Alarm.

- Soft rise LED lighting
- Frostmatic function is ideal for freezing fresh food quickly
- High temperature and door open alarm
- Full width dairy compartment
- Sliding hinge door fixing

Dimensions (HxWxD) in mm 1780 x 560 x 550

SCS51810S1



**In-column 50:50 split fridge freezer with A+ energy efficiency.**

Adjustable temperature control for your food storage.

- Full width glass shelves with metal trim
- Full width dairy compartment
- 4 star freezer
- Maximum freezer storage with 4 transparent drawers
- A+ energy
- Sliding hinge door fixing

Dimensions (HxWxD) in mm 1780 x 560 x 550

SCS71801F1



**In-column 70:30 split LowFrost Fridge Freezer with A+ energy efficiency and touch control electronics.**

LCD touch controls ensure precise temperature and function setting, including useful features such as Frostmatic, Coolmatic, Child Lock, Door Open Alarm and High Temperature Alarm.

- Low Frost technology means that you only need to defrost the freezer every two years
- LED lighting
- Frostmatic
- Coolmatic
- LCD touch control electronics
- A+ energy
- Door on door hinge

Dimensions (HxWxD) in mm 1780 x 560 x 550

SCT71900S0 - Never defrost again!



**In-column extra tall ProFresh Frost Free fridge freezer with A+ energy efficiency and electronic temperature control.**

This model maximises the spare space at the top of the furniture housing, providing you with more useful storage space.

- DynamicAir cooling technology
- Electronic controls including Coolmatic and Frostmatic functions
- Soft rise LED lighting
- Sliding hinge door fixing

Dimensions (HxWxD) in mm 1850 x 560 x 550

SCT81900S0 - Never defrost again!



**In-column highly energy efficient extra tall ProFresh Frost Free fridge freezer with A++ energy efficiency.**

This model maximises the spare space at the top of the furniture housing, providing you with more useful storage space.

- A++ energy appliances are 25% more efficient than standard A+ rated models
- DynamicAir cooling technology
- Electronic controls including Coolmatic and Frostmatic functions
- Soft rise LED lighting
- Sliding hinge door fixing

Dimensions (HxWxD) in mm 1850 x 560 x 550

S95900XTM0



**PerfektFit fridge freezer with wine cellar and A+ energy. This freestanding fridge freezer fits perfectly in line with your kitchen furniture.**

The air circulation fan system within the wine cellar ensures that a constant temperature is maintained, allowing for up to 39 bottles (75cl) to be stored correctly on the 4 wooden shelves.

- DynamicAir cooling technology
- LCD touch control electronics
- Soft rise LED lighting
- Frost Free freezer
- Stainless steel

Dimensions (HxWxD) in mm 1855 x 1110 x 575

S95400XNM0



**PerfektFit fridge freezer with A+ energy - this freestanding fridge freezer fits perfectly in line with your kitchen furniture due to it's slim depth.**

Dynamic Air cooling means that a powerful fan automatically activates to ensure that fridge temperature is maintained at the desired level and food is cooled, preserving food quality.

- DynamicAir cooling technology
- LCD touch control electronics
- Soft rise LED lighting
- Frost Free freezer
- Stainless steel

Dimensions (HxWxD) in mm 1855 x 1110 x 575

S96090XVM1



**American-style stainless steel food centre with A+ energy efficiency.**

Multi-Airflow cooling gives extremely stable and even temperature and humidity levels, combined with fast temperature recovery and chilling of fresh food to ensure food stays fresher for longer, meaning you waste less.

- In-door LCD touch control electronics
- In-door (plumbed) water and ice dispenser
- LongFresh zero degree drawer - extends food life by up to 3 times longer
- Soft rise LED lighting
- Frost Free freezer

Dimensions (HxWxD) in mm 1770 x 912 x 783



S76010CMX2



Energy

Height

Width

Depth

Capacity

No Frost

Frostmatic

Coolmatic

LCD

LED light

Multi air

Fresh Box

Temperature alarm

**French door stainless steel fridge freezer with A+ energy.**  
A practical and stylish centerpiece to any kitchen. Multi-Airflow cooling gives extremely stable and even temperature and humidity levels. Variable temperature drawer will keep food in temperatures as low as 0°C which means that food stays fresh.

- LCD Touch controls.
- In-door (non-plumbed) water dispenser.
- internal LED lighting
- Large telescopic freezer drawer with 2 inner trays
- Frost Free freezer

Dimensions (HxWxD) in mm 1776 x 912 x 765

SWD81800G1



Energy

Height

Capacity

Coolmatic

Bottle capacity

LED touch control

LED light

**In-column large capacity stainless steel wine cooler with dual temperature regulation for red and white wines.**  
LCD touch controls, combined with an Air Circulation fan system, ensures optimal wine storage for different types of wine with the possibility to personalise the split between each temperature zone.

- Stores up to 99 bottles (75cl) on 6 wooden shelves
- Door open alarm
- Soft rise LED lighting
- Right hinged only

Dimensions (HxWxD) in mm 1780 x 560 x 550

SWS74500G0



Energy

Height

Capacity

Bottle capacity

LED light

**45cm compact wine cellar.**  
The single temperature zone, with a range of 5°C - 20°C, provides the perfect environment for your wine.  
Stores up to 24 bottles (75cl).

- Internal LED lighting illuminates the wine cooler
- Easy access to bottles via the telescopic runners
- UV protected glass door
- Internal fan
- Left hinged only

Dimensions (HxWxD) in mm 450 x 560 x 550





# COOKING

To achieve outstanding results, you don't just need a passion for perfection, but highly advanced technology too. Discover for yourself how our hob and oven ranges open up all kinds of taste possibilities.

Ovens	24	Hobs	64
MaxiKlasse™	30	MaxiSight® Induction	70
Pyroluxe®	33	MaxiSense® Induction	73
ProCombi Steam	40	Hood2Hood	79
SousVide	44	Mixed Fuel	81
Built-In Double Ovens	50	CrystalLine	83
Built-Under Double Ovens	51	Ceramic	87
Range cooker	51	Gas	88
Compact Range	53	Hoods	95
Ovens	57	Designer Hoods	100
Combination Microwaves	59	Designer Chimney Hoods	101
Microwaves	59	Island Hoods	102
Coffee Machine	60	Ceiling Mounted Hoods	102
Compact Wine Cellar	60	Semi-Integrated Hoods	103
Warming Drawers	61		
Accessories	62		



# Ovens

The heart of every kitchen is the oven, where heat works its magic, turning raw ingredients into wonderful food and aromas.

As you challenge yourself and hone your cooking skills, your oven must be infinitely adaptable, capable of exceedingly delicate adjustment, yet also be amazingly durable.

The starting point for our design brief is the use of very high grade materials. You won't always see them, but you'll know they're there in the feeling of strength and balance, and the quiet, unruffled way an AEG oven does its work, year after year. It's that high quality frame that enables our ovens to introduce outstanding technical features.

Visually, our built-in range of ovens from our Neue Kollektion have a sophisticated control panel within vertical lines, held by flowing horizontal lines: like an 'H' on its side. Whilst the interface is information-rich and extremely powerful in what it enables the user to do, its design is pure and simple: so using it never feels complicated. For example, the number of different materials is kept to a minimal two: glass and steel.

## Design Awards

Gold Award Winner,  
Design Awards 2011



The Gold Award is the highest classification for products in the Product Innovation Award categories at the Design Awards 2011, organised by Designer magazine.

Products achieving the Gold standard have been judged to be real innovators within their particular product category, delivering something genuinely new to the market.





# Oven Range

## Multifunction - The very best in traditional cooking

BE531400KM



MaxiKlasse™ oven with our SoftMotion™ Soft Close door.

## PyroLuxe® Plus - Because nobody likes cleaning their oven

BY9314001M



CuliSense oven with PyroLuxe® Plus cleaning.

BP831660KM



PyroLuxe® plus oven, the ultimate in oven cleaning with ExSight® touch controlled screen.

BP831460KM



PyroLuxe® Plus oven with ProSight® touch controls.

BP5014301M



PyroLuxe® Plus oven with Steam cooking.

BP531400KM



PyroLuxe® Plus oven, the ultimate in oven cleaning with built-in cleaning reminder.

BP320300KM



PyroLuxe® Plus oven, the ultimate in oven cleaning with built-in cleaning reminder.

BP871510KM / BP861510KM



Side opening PyroLuxe® Plus oven.

## Multifunction with Steam - For the ultimate taste and texture food experience

BS9314001M



ProCombi Steam oven with NaviSight™ controls.

BS831410KM



ProCombi multifunction steam oven with ProSight touch controls.

BS836680KM



ProCombi SousVide Multifunctional Steam Oven with ExSight Touch Screen.

VS92903M



Fully integrated Sous Vide VacSealer.

## Built-in Double Ovens - Large capacity with no compromises

DC7013001M



High performance built-in double oven with interactive digital cooking and touch controls.

DC4013001M



High performance built-in double oven with retractable controls.

## Built-under Double Oven

NC7013001M



High performance built-under double oven with interactive digital cooking and touch controls.

## Rangecooker

49190GO-MN



100cm dual fuel double oven rangecooker.

# COOKING

AEG ovens have extra large capacity - our largest standard single oven, with up to 5 shelf positions. With greater room and our ThermiC° hot air cooking system more hot air is circulated to every corner of the oven at a precise temperature for perfectly even cooking, wherever the food is placed.



## TRUE FAN

Our true fan cooking system gently circulates hot air through the oven cavity, allowing you to cook sweet and savoury at the same time with no transfer of flavour and taste. As the oven heats up faster, lower temperatures and shorter cooking times are used to achieve those delicious results.



## THERMIC° HOT AIR

Our exclusive ThermiC° hot air cooking technology ensures precise heat circulation and exact temperature control. The result is perfect cooking in every corner. On any shelf. In any position.



## DEFROST

Defrost your frozen food gently in half the usual time. Air is gently circulated around the oven cavity quickly, defrosting your food hygienically.



## CONVENTIONAL

Top and bottom elements heat the oven providing traditional cooking on one shelf position, which is ideal for baking breads or fruitcakes.



## TURBO GRILLING

This clever function gives an authentic spit roast effect without the mess. Heat from the top elements is circulated by the fan, sealing and crisping the food.



## PIZZA SETTING

Ensures bases are properly cooked. Designed to ensure pastry bases, quiches and pizzas are cooked to your taste.



## BOTTOM HEAT

Oven is heated by the bottom element only. Foods are gently reheated, ideal for pies and pastries as it keeps the pastry crisp. This function is also ideal for plate warming.



## TOP HEAT

Oven is heated by top element only. Ideal for the shepherd's pie, or lasagne that just require gentle browning.



## GRILL

Fully controllable powerful grill, ideal for family sized portions of food.



## ECONOMY GRILLING

Fully controllable economy grill, suitable for smaller quantities.



## SLOW COOK

Come home to a slow cooked roast or casserole. Two slow cook options, dependent on quantity of food being cooked. Food is initially sealed and then cooked at the low temperature to tenderise the ingredients.



## KEEP WARM

This option maintains a temperature of 80°C, perfect for keeping food warm until ready to serve, without drying the food.



## FROZEN FOODS

Cook straight from frozen. All-round intense heat ensures your frozen food is correctly defrosted and cooked at the same time.



## ROASTING

Economical setting for roasting large joints or poultry. Simply select the appropriate cooking time depending on the weight of the food and the oven automatically switches off once the cooking is complete.



## FAST HEAT UP

No waiting for your oven to reach full heat, eliminating the need for preheating, great for those quick convenience meals.



## MOIST FAN BAKING

Allows you to create your light and fluffy fatless sponges and baked soufflés to perfection. Moisture is retained within the oven thus achieving light fluffy results whilst using the oven in a more economical way.



## MAXI TRAY

The largest fitted oven tray available. In real terms, that means 20% more cookies from a single bake. Naturally each one will be perfectly golden and crunchy.



## EXTRA LARGE CAPACITY

Our large XXL MaxiKlasse™ oven has more usable space which allows you to cook on all 5 levels simultaneously, which means you can bake 150 cookies at the same time.



## MAXISIGHT® FLOOD LIGHT

A larger viewing window and inclined floodlight, for a clearer view of your cooking progress.



## CORE TEMPERATURE SENSOR

Measures the precise cooking temperature inside the food, for perfect results every time.



## PYROLUXE® PLUS - SELF CLEANING

A total self-cleaning function, that heats up to 500°C and turns food residue to ash.



## ANTI FINGERPRINT STAINLESS STEEL

Eliminates unsightly fingerprints from the appliance, for an effortless clean look.

## REGENERATE

Steam is used to gently heat food up and keep it warm.

## DOUGH PROVING

Creates the perfect environment to assist bread baking by proving your yeast mixture correctly.

## BREAD BAKING

Optimum temperature and environment for baking yeast mixtures. Using radiant heat and steam to bake a variety of loaves to your taste.

## PRESERVING AND DRYING

Suitable for drying foods like herbs, mushrooms and chillies.

## DIAMOND ENAMEL LINERS

Enamel interior, durable and easy to clean.

## PROSIGHT TOUCH CONTROL

Provides instant feedback, easy to use and looks sleek in the kitchen.

## AUTOSENSE

Advises you of the perfect temperature and duration to cook your food. All food types may be found in the 5 food categories.

## ISO FRONT DOOR

The door has a special heat reflective coating so the outside of the door is cooler to the touch.

## PERFEKTENTRY

PerfektEntry for total flexibility. OptiFlex™ shelf runners which are shaped to make it easier to select and adjust the cooking level you require.

## NAVISIGHT™

LCD and touch-dial navigation controls provide quick access to pre-programmed recipes and oven functions.



BE531400KM



PREMIER PARTNER  
EXCLUSIVE



Oven functions



ThermiC°  
air



Defrost



Conventional



Turbo  
Grilling



Pizza



Bottom  
Heat



Top Heat



Grill



Core temp  
sensor



Anti  
fingerprint

MaxiKlasse™ oven with our SoftMotion™ Soft Close door.

Multifunctional cooking combines all the benefits of hot air cooking with other functions, like conventional cooking, enabling you to achieve your desired result.

- Multifunctional cooking functions
- ThermiC° hot air cooking system
- XXL capacity
- OptiSight illuminated retractable controls
- SoftMotion™ soft close door
- Anti-stick oven shelves

Also available in BE5304001B Black

Dimensions (HxWxD) in mm 594 x 594 x 567







# Pyroluxe® Ovens

Ovens / MaxiKlasse™ Pyroluxe® Plus

Nobody likes cleaning their oven, our energy efficient Pyroluxe® Plus appliances are not only extremely efficient when cooking but also when self-cleaning.

The Pyroluxe® Plus 1 hour cycle cleans thoroughly and costs just 36p, that's less than a first class stamp\*. The self-cleaning function heats the oven up to 500°C.

At this temperature, all food residue is turned to ash, with no unpleasant odours or chemical cleaning agents. Simply wipe out the ash with a damp cloth. There are variable cycles depending on the cleaning need. Some models have more than one cleaning cycle which varies in time depending on how dirty the oven is. Whether it is lightly or heavily soiled these clever ovens will clean themselves to look as good as new – fully automatic self-cleaning at the touch of a button. There is even a cleaning reminder on some models.

\*Correct at time of print.





BY9314001M



A<sup>20%</sup>

(XXL)

Energy

Capacity

Oven functions

Pyroluxe

ThermiC<sup>®</sup> air

Defrost

Conventional

Turbo Grilling

Pizza

Bottom Heat

Grill

Fast grill

Slow cook

Keep warm

Fast heat up

DRYING

Moist baking

Frozen food

Eco roasting

Core temp sensor

Anti fingerprint

Multifunctional single oven with digital auto-cooking. The advanced sensor system detects the volume of food in the oven and automatically selects the optimum cooking function.

- Digital auto-cooking
- NaviSight™ navigational controls
- Total self-cleaning oven with Pyroluxe® programmes
- CleanAir control
- IsoFront oven door
- Anti-stick oven shelves
- 100 saved recipes/programmes

Dimensions (HxWxD) in mm 594 x 594 x 567

BP831660KM



A<sup>+</sup>

(XXL)

Energy

Capacity

Oven functions

ThermiC<sup>®</sup> air

Defrost

Conventional

Turbo Grilling

Pizza

Bottom Heat

Top Heat

Grill

Slow cook

Eco roasting

Fast heat up

Moist baking

Frozen food

DRYING

TFT TOUCH DISPLAY

Pyroluxe

Core temp sensor

Anti fingerprint

Pyroluxe® Plus oven with ExSight® touch controlled screen.

- ExSight® TFT colour display
- 200 saved recipes
- Total self-cleaning oven with our Pyroluxe®
- CleanAir Control
- Core temperature sensor
- Anti-stick oven shelves
- IsoFront® oven door with four panes of glass

Dimensions (HxWxD) in mm 594 x 594 x 567  
34

BP831460KM



A<sup>20%</sup>

(XXL)

Energy

Capacity

Oven functions

Pyroluxe

ThermiC<sup>®</sup> air

Defrost

Conventional

Turbo Grilling

Pizza

Bottom Heat

Top Heat

Grill

Slow cook

Keep warm

Frozen food

Eco roasting

Fast heat up

True fan

Core temp sensor

Anti fingerprint

Pyroluxe® plus oven, the ultimate in oven cleaning with ProSight touch controls.

- Multifunctional cooking functions
- ThermiC° hot air cooking system
- XXL capacity
- ProSight touch controls
- SoftMotion™ soft close door
- Anti-stick oven shelves

Dimensions (HxWxD) in mm 594 x 594 x 567

BP5014301M



A<sup>20%</sup>

(XXL)

Energy

Capacity

Oven functions

Pyroluxe

ThermiC<sup>®</sup> air

Defrost

25% steam

Turbo Grilling

Conventional

Pizza

Bottom Heat

Top Heat

Grill

Frozen food

Fast heat up

Core temp sensor

Pyroluxe® Plus oven with Steam Cooking, the best of both worlds.

- Quarter Steam + Heat cooking function
- Multifunctional cooking functions
- ThermiC° hot air cooking system
- XXL capacity
- SoftMotion™ soft close door
- Anti-stick oven shelves

Dimensions (HxWxD) in mm 594 x 594 x 567

BP531400KM



A<sub>30%</sub>

(XXL)

Energy

Capacity

Oven functions

Pyroluxe

ThermiC<sup>®</sup> air

Defrost

Conventional

Turbo Grilling

Pizza

Bottom Heat

Top Heat

Grill

Anti fingerprint

Core temp sensor

Pyroluxe® Plus oven, the ultimate in oven cleaning with built-in cleaning reminder.

- Multifunctional cooking functions
- ThermiC® hot air cooking system
- XXL capacity
- SoftMotion™ soft close door
- Anti-stick oven shelves

Dimensions (HxWxD) in mm 594 x 594 x 567

BP320300KM



A<sub>30%</sub>

(XXL)

Energy

Capacity

Oven functions

ThermiC<sup>®</sup> air

Pyroluxe

True fan

Defrost

Conventional

Turbo Grilling

Bottom Heat

Top Heat

Grill

Pizza

Anti fingerprint

Pyroluxe® Plus oven, the ultimate in oven cleaning with built-in cleaning reminder.

- Multifunctional cooking functions
- ThermiC® hot air cooking system
- XXL capacity
- UniSight™ retractable rotary controls
- SoftMotion™ soft close door
- Anti-stick oven shelves

Dimensions (HxWxD) in mm 594 x 594 x 567

BP871510KM / BP861510KM



5

YEAR

WARRANTY

A

Pyroluxe

Anti fingerprint

Oven functions

Defrost

Conventional

Turbo Grilling

Pizza

Bottom Heat

Grill

Fast grill

Slow cook

Keep warm

Eco roasting

Fast heat up

Frozen food

Truefan

Side opening Pyroluxe® Plus oven.  
Total self-cleaning oven with our Pyroluxe® programmes.

- Multifunction cooking combines all the benefits of true fan cooking
- ProSight touch controls are easy to use
- Core temperature sensor measures the precise
- IsoFront® oven door

Dimensions (HxWxD) in mm 594 x 594 x 567





# Exceptional taste and texture



Whatever your favourite dishes may be, we believe the future of great taste is steam. Giving your cooking taste and texture like never before, steam keeps all the natural juiciness and succulence of your food inside, while still creating deliciously crispy crusts on the outside.

Upon purchase and registration AEG will send you a complimentary Steam Cook Book.



## How much steam?

### Why steam is better

Cooking with steam prevents flavour exchange between your different dishes – keeping each one tasting just the way you want. It also prevents food from drying out, keeping your dishes succulently moist. Added to which, it preserves the nutrients, vitamins and minerals in your food.

Using steam ensures your dishes cook more evenly, from the surface to the core. And it's more efficient, delivering heat to your food more effectively than dry, hot air. Which means you can cook at lower temperatures.

### Full Steam

**100%** High humidity for delicate fish, rice/cous cous or vegetables.



### Half Steam

**50%** Half-and-half for great results when reheating or cooking frozen food.



### Quarter Steam

**25%** The ideal tender-yet-crisp setting for meat, poultry, bread and cakes.



### Conventional

**0%** Traditional baking, roasting or grilling for classic colour and taste.



BS9314001M



ProCombi™ multifunctional steam oven with NaviSight™ controls.

Dimensions (HxWxD) in mm 594 x 594 x 567

A

20%

Energy

(XXL)

Capacity

Oven functions

Steam

50% steam

25% steam

ThermiC° air

Defrost

Conventional

Turbo grilling

Bottom heat

Top heat

Grill

Slow cook

Keep warm

Frozen food

Eco roasting

Pizza

Fast heat up

Anti fingerprint

Moist fan baking

Core temp sensor

- Automatic food cooking programmes
- Multifunction cooking function
- XXL capacity
- ThermiC° hot air cooking system
- NaviSight™ navigational controls
- SoftMotion™ soft close door
- Anti-stick oven shelves

BS831410KM



ProCombi™ multifunctional steam oven with ProSight touch controls.

Dimensions (HxWxD) in mm 594 x 594 x 567

A

Capacity

(XXL)

Capacity

Anti fingerprint

Oven functions

Steam

50% steam

25% steam

ThermiC° air

Defrost

Conventional

Turbo grilling

Pizza

Bottom heat

Top heat

Grill

Slow cook

Keep warm

Eco roasting

Fast heat up

Moist fan baking

Frozen food

- ProSight touch controls make it easy to use
- Multifunctional cooking functions
- XXL capacity
- ThermiC° hot air cooking functions
- PerfektEntry effortless shelf insertion
- SoftMotion™ soft close door
- 100 saved recipes/programmes

Upon purchase and registration AEG will send you a complimentary Steam Cook Book.



Not just a steam oven, you can roast, bake, grill and slow cook with our steam oven too.

Your steam oven can roast, bake, grill and slow cook as well as cook with steam. By combining steam and heat at the same time, you can achieve that holy grail of cooking – moist on the inside, crispy and golden on the outside.

The art is knowing how to combine the kinds of cooking for the dish you’re creating.

Day	Dish	Time	Oven setting
Monday	Moussaka	60 minutes	25% steam
Tuesday	Pasta Gratin	45 minutes	25% steam
Wednesday	Convenience Meal	25 minutes	50% steam
Thursday	Pizza	10 minutes	Pizza setting
Friday	Poached Salmon	30 minutes	100% steam
Saturday	Paella	60 minutes	100% steam
Sunday	Roast Chicken		25% steam
	Roast Potatoes	20 minutes	
	Fruit Tart	45 minutes	25% steam





# Taking our steam oven technology to the next level.

AEG are proud to introduce its new ProCombi™ SousVide oven, bringing the professional cooking expertise to your home. The AEG sous vide method brings the precisely controlled and gentle steam bathing technique to your food with our highly intuitive multifunction steam oven; the result for you is unrivalled melt-in-the-mouth taste sensations. The marriage of our ProCombi™ SousVide oven with our specially designed built in vacuum sealer drawer delivers the ultimate steam cooking system to revolutionise the way you cook.



# SousVide in just four steps. Innovation every time.

Food cooked using the vacuum-sealed, lower temperature SousVide technique is tastier and healthier. You can cook with absolute purity, sealing in all the aromas, taste and nutrients under vacuum, then applying gentle steam heat to cook delicious dishes.



## Vacuum Sealer

The AEG Vacuum Sealer is built into a drawer just below the oven, offering you a perfectly integrated SousVide cooking system.

## Step 01

Clean, chop and season.



Prepare

## Step 02

Seal all the flavours in the vacuum bag using the AEG Vacuum Sealer.



Seal

## Step 03

Place in the oven and select the SousVide function.




Cook

## Step 04

### Plate and Present

Ultimate explosion of taste is served.





BS836680KM



A<sub>20%</sub>

Energy

(XXL)

Capacity

Sous Vide

Oven functions

Steam

50°C steam

25°C steam

ThermiC<sup>®</sup> air

Defrost

Conventional

Turbo grilling

Bottom heat

Top heat

Grill

Slow cook

Keep warm

Frozen food

Eco roasting

Pizza

Fast heat up

Anti fingerprint

Moist fan baking

ProCombi™ SousVide multifunction steam oven with ExSight touch screen.

- SousVide setting cooks food under vacuum to temperatures as low as 50°C
- Multifunctional cooking functions
- XXL capacity
- ThermiC<sup>®</sup> hot air cooking system
- ExSight touch screen controls
- 100 assisted cooking recipes
- SoftMotion™ soft close door

Dimensions (HxWxD) in mm 594 x 594 x 567



VS92903M



Fully integrated Sous Vide VacSealer.

- Vacuum sealer drawer
- 100% vacuum packed food
- Easily pre-prepare professional standard meals in advance
- Flavours, spices and marinades are transferred instantly with vacuum packed food

Dimensions (HxWxD) in mm 291 x 594 x 567



# Double Ovens

Our AEG double ovens offer you an additional cooking compartment, giving you total flexibility in your kitchen. Our range of built-in double ovens are installed in column at eye-level, alternatively, our range of built-under double ovens will fit neatly under the work surface. For even more flexibility you can combine our built-under ovens in column with our compact products.




## AA Energy efficiency

All our double ovens are extremely efficient and have an AA energy rating in both compartments, meaning whichever oven you decide to use, you are guaranteed excellent energy efficiency.





DC7013001M



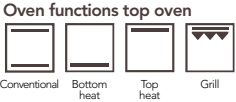
High performance built-in double oven with interactive digital cooking and touch controls.

Interactive digital cooking recommends the ideal cooking temperature for the function selected and keeps you informed on the cooking process.

- Multifunctional cooking functions
- True fan for even cooking
- CataLuxe® Liners for easy clean
- Large capacity top and bottom ovens
- ProSight LCD display and touch controls
- Interactive digital cooking recommends cooking temperature

Dimensions (HxWxD) in mm 888 x 594 x 548

DC4013001M



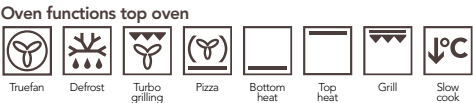
High performance built-in double oven with retractable controls.

Multifunction main oven with all the benefits of true fan and conventional cooking. Use different functions to get the best results from your cooking.

- Multifunctional cooking functions
- True fan for even cooking
- CataLuxe® Liners for easy clean
- Large capacity top and bottom ovens
- UniSight™ retractable rotary controls
- MaxiView allows you to check the progress of your meal

Dimensions (HxWxD) in mm 888 x 594 x 548

NC7013001M



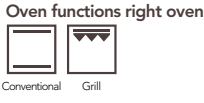
High performance built-under double oven with interactive digital cooking and touch controls.

Our sleek and stylish ProSight™ panel enables you to operate both ovens with just one set of controls for fast, simple access and cooking function selection. The Interactive LCD display provides instant feedback.

- Multifunctional cooking functions
- True fan for even cooking
- CataLuxe® Liners for easy clean
- Large capacity top and bottom ovens
- ProSight LCD display and touch controls
- Interactive digital cooking recommends cooking temperature

Dimensions (HxWxD) in mm 715 x 594 x 548

49190GO-MN - Rangecooker



100cm dual fuel double oven rangecooker.

Multifunction cooking in main oven combines all the benefits of hot air cooking with other functions, like conventional cooking, enabling you to achieve your desired result.

- Cast iron pan supports
- CataLuxe® Liners for easy cleaning
- Fully programmable main oven timer
- Six burner gas hob including Triple crown Wok burner

Dimensions (HxWxD) in mm 920 x 1000 x 600



# Compact Range

Our compact ovens provide perfect performance, in concentrated form and offer alignment with all the features of their full-sized counterparts.

A comprehensive range includes steam and multifunction ovens, as well as combi microwaves, coffee machines and warming drawers.



**Concentrated Performance**  
Our compact ovens have all the features of their full-sized counterparts. Choose from steam, pyrolytic or multifunction ovens to combi microwaves and coffee machines.



**Bespoke Customisation**  
Create your perfect layout, arranging items however you would like: a horizontal run, a vertical stack, or perhaps a group of four? The choice is yours.



**Design Harmony**  
The compact range matches all our standard-size kitchen appliances in design and perfectly aligns with all single ovens in our range, for a premium touch to your kitchen.



red dot design award  
best of the best 2011



# Performance, concentrated

The new AEG compact range offers powerful performance in a small design. Simply select the combination of appliances to best suit your needs and space, from steam, pyrolytic or multifunction ovens to combi and grill microwaves. Or how about a coffee machine or warming drawer to complete your kitchen?

With AEG Compact, an extended range of options means you should never have to compromise on fitting in everything you need. Our compact ovens have all the features of their full-sized counterparts, but concentrated into a smaller space.

## Bespoke customisation

So you can achieve your ideal combination and your perfect layout, ranging items however you like... a horizontal run, a vertical stack, or perhaps a group of four? With AEG Compact, you can create your own style - perfection.

## Compact Range / Combination Ideas

Group of four



Horizontal run



Vertical stack



Compact vertical stack



# COMPACT OVENS

The new AEG Compact range offers powerful performance in a small design. Simply select the combination of appliances to best suit your needs and space.



STEAM

Uses 100% steam, retains moisture and nutritional values in the food you cook. Ideal for cooking rice fish vegetables and fruit.



50% STEAM

50% steam and 50% heat helps conserve the texture and humidity of the food. Ideal for casseroles, souffles and re-heating dishes.



25% STEAM

25% steam and 75% heat locks in moisture and browns the outside for irresistible flavours.



TRUE FAN

Gently circulates hot air through the oven cavity, allowing you to cook sweet and savoury dishes at the same time without transfer of flavours.



DEFROST

Air is gently circulated around the oven cavity quickly, defrosting your food hygienically.



MOIST FAN BAKING

Moisture is retained within the oven thus achieving light and fluffy results, perfect for light sponges and souffles.



TURBO GRILLING

Gives you an authentic spit roast effect without the mess. Heat from the top is circulated by the fan, sealing and crisping foods.



CORE TEMPERATURE SENSOR

Measures the precise cooking temperature deep inside the food, taking the guesswork out of the cooking and ensures consistent results every time.



GRILL

Fully controllable powerful grill, ideal for family sized portions of food.



ANTI FINGERPRINT STAINLESS STEEL

A coating on all AEG stainless steel products, eliminates unsightly fingerprint marks ensuring your product looks effortlessly clean.



KEEP WARM

Maintains a temperature of 80°C, ideal temperature for keeping food warm, without drying it out.



FAST HEAT UP

No waiting for your oven to reach full heat, eliminating the need for preheating, great for those quick convenience meals.



SOFTMOTION

The door will close itself softly and quietly, when it reaches a certain angle.



COMBI MICROWAVE

Combines traditional microwave and a fan oven functions.



MICROWAVE AND GRILL

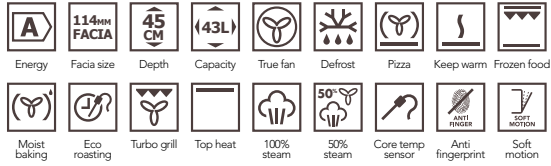
Combines traditional microwave and grill functions.



MICROWAVE

Powerful solo microwave with 5 power levels.

KS8404101M

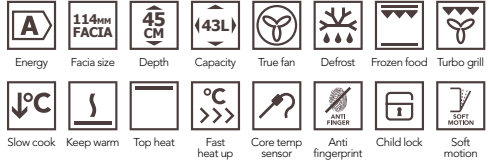


Compact ProCombi™ steam oven with ProSight™ touch control.

- Full steam to retain nutrients
- Half steam to conserve moisture
- Quarter steam for a crisp finish and a moist inside
- Touch controls
- Multifunctional cooking functions
- 90 pre set recipes

Dimensions (HxWxD) in mm 455 x 594 x 540

KE8404101M



Compact multifunction oven.

- Multifunctional oven and grill
- Touch controls
- Core temperature sensor
- Child lock
- 90 pre set recipes
- Keep warm function

Dimensions (HxWxD) in mm 455 x 594 x 540

KP8404001M



Compact Pyroluxe® Plus multifunction oven.

Multifunction oven with all the benefits of True fan cooking

- SoftMotion™, soft close door
- Self-cleaning oven with Pyroluxe®
- Keep warm function maintains a temperature of 80°C
- Grilling function
- Fast heat up
- 90 pre-set recipes

Dimensions (HxWxD) in mm 455 x 594 x 540



# Microwave Ovens

Our high-end Neue Kollektion microwave ovens provide a versatile range of cooking solutions in your kitchen. Flexibility is the key. You can microwave, grill, defrost, re-heat or select the convection function. And all this functionality can be used in any combination you desire.

## The perfect partner for your oven

Combine a microwave with your traditional oven for the definitive answer to your cooking needs. In addition to conventional cooking methods, you can gently heat liquids without using precious hob space, as well as speed up the cooking process by par-cooking dishes or defrosting meat and fish.

## Perfect results with automatic programming

Whether you're defrosting, cooking or grilling your food, our new microwave ovens can be depended upon time after time. They're automatically programmed to deal with a range of different dishes and foods at the touch of a button. Simply select the food type, weight and the microwave does the rest.

## Optimal access and ideal cooking capacity


With an expansive XXL cavity size inside our top-of-the-range models, you can prepare large dishes. And it's easy to load and unload heavy plates and trays with the drop-down door.

## Stainless-steel interior finish

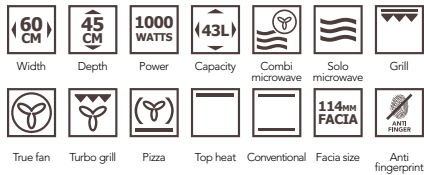
Our microwaves feature our SOLO range - microwave only; DUO range - microwave and grill flexibility; and our COMBI range - microwave or grilling combined with fan cooking for fantastic results.

## Quick start control

Enables you to cook for 30 seconds at full power at the touch of a single button, ideal for common tasks such as warming up drinks. Can be pressed up to 5 times continuously for convenience. All our microwaves are fully built in so no additional building in kits are required. Selected models can be built under counter and all models can be built in column, offering flexibility to fit into your kitchen.



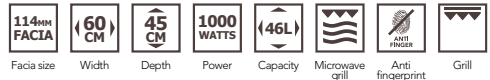
KM8403101M



- Multifunctional oven with microwave function.**  
Aligns with ovens.
- ProSight touch controls with LCD display
  - True fan for even cooking
  - Auto weight cooking and defrost programme
  - 5 microwave power settings
  - Quick Start

Dimensions (HxWxD) in mm 450 x 560 x 550

KR8403101M



- Microwave with grill.**  
Aligns with ovens.
- ProSight touch controls with LCD display
  - Auto weight cooking and defrost programme
  - 5 microwave power settings
  - Quick Start

Dimensions (HxWxD) in mm 450 x 560 x 550

MC2664E-M



- Large 26L anti-fingerprint stainless steel microwave.**
- Large 26litre capacity
  - 5 power levels
  - Auto weight cooking and defrost programme
  - Quick Start
  - Glass turntable
  - Anti-fingerprint stainless steel

Dimensions (HxWxD) in mm 459 x 594 x 417

MC1763E-M



- High performance 17L microwave in 60cm width..**
- 800W microwave with 5 power levels
  - Autoweight cooking and defrosting programmes
  - Quick Start function cooks for 30 seconds
  - Glass turntable
  - Fully built-in or built-under, no kit required

Dimensions (HxWxD) in mm 360 x 562 x 300

PE4561-M



- Compact bean to cup coffee machine.**  
Have authentic Italian coffee at home at the touch of a button.
- ProSight touch controls
  - Uses fresh beans for an authentic taste
  - Fully automatic programme
  - Steam/water spout for frothing milk
  - Telescopic runners for easy access
  - Multi cup/jug option

Dimensions (HxWxD) in mm 455 x 594 x 361

SWS74500G0



- 45cm compact wine cellar.**  
Mix and match with the full range of compact appliances to achieve a stylish feature within your kitchen.
- Single temperature zone ranges 5°C - 20°C
  - Stores up to 24 bottles
  - Internal LED for illumination
  - Telescopic shelving
  - Left hinged only

Dimensions (HxWxD) in mm 455 x 594 x 558

KD91403M



- Warming drawer for 6 place settings.**  
Plate warming at 60°C food will stay warmer for longer on pre-warmed plates.
- 14cm height
  - Anti-fingerprint stainless steel
  - Keeps food warm until ready to serve
  - Plate warming at 60°C
  - Cup warming at 40°C

Dimensions (HxWxD) in mm 140 x 594 x 535

KD91404M



- Warming drawer with push/pull mechanism.**  
Stylish steel warming drawer with push/pull mechanism for a flush finish in your kitchen.
- 14cm height
  - Anti-fingerprint stainless steel
  - Keeps food warm until ready to serve
  - Plate warming at 60°C
  - Cup warming at 40°C

Dimensions (HxWxD) in mm 140 x 594 x 535

KD92903E



- Warming drawer for 12 place settings.**  
Ideal for keeping hot food warm until you are ready to serve without drying food out.
- 29cm height
  - Anti-fingerprint stainless steel
  - Keeps food warm until ready to serve
  - Plate warming at 60°C
  - Cup warming at 40°C

Dimensions (HxWxD) in mm 295 x 594 x 535



MaxiSense® Plancha Grill



To enable you to enjoy the precision and control of the MaxiSense® hob when griddling food, we have developed the MaxiSense® Plancha Grill.

This professional griddle distributes and retains heat evenly for perfect results.

Simply combine the Plancha Grill with any MaxiSense® hob that has the 'bridge' function - enabling you to griddle to perfection over two cooking zones.

Maxi-grill 944 189 319

Fusion Induction Wok



A tool to extend the abilities of MaxiSense® is the fusion induction wok, a unique wok support giving fast, focused heat for optimum wok cooking performance.

Our Fusion Induction Wok can be used with any Induction hob with a minimum zone width of 20cm and our CrystalLine module ceramic hob.

Fusion wok 944 189 320

CrystalLine Griddle Plate



A specially designed griddle plate that can be used together with our ceramic CrystalLine modular hobs.

This griddle evenly distributes and retains heat for perfect grilling. With an anti-stick coating and special feet, it's very practical and easy to clean.

C-grill 944 189 325

Telescopic Shelf Runners



One set of fully extendable telescopic shelf runners suitable for use with our new MaxiKlasse™ oven range.

TR1LFV

One set of fully extendable telescopic shelf runners suitable for use with our new MaxiKlasse™ steam ovens.

TR1LFSTV





# Hobs

Choosing a hob is very much a matter of personal preference, so our Neue Kollektion offers a wide range. Gas is instant with fully automatic ignition, while electric ceramic and induction hobs take control to a whole new level of sophistication.

## Cooking without limits

With the MaxiSense® induction hob, you no longer have to limit your choice of cooking pan to the circle on the hob. Just place the pan so that it covers a cross, and MaxiSense® adjusts to heat precisely that size and shape.

## Gas on glass

The Neue Kollektion's gas on glass hobs offer a beautifully balanced composition of glass and stainless steel, ideal for integrating into a high-end worktop. Alternatively, our professional-looking pure stainless steel range is both durable and elegant, with a low profile ideal for flush mounting.

## Your perfect combination

The CrystallLine range lets you build a professional-standard cooking area precisely to your needs, with options including induction wok, gas and even induction Teppanyaki. With their unique glass-bar design and DirekTouch instant control interfaces, the modules combine to stunning effect, whichever you choose.



# Hobs

## Induction - the most energy efficient and responsive technology



### DIREKTOUCH

Touch controls for quick and precise heat level selection.



### ROTARY CONTROLS

DirekTouch Rotary controls for quick, precise heat level selection.



### BRIDGING ZONES

Bridge function links two zones creating a larger zone for versatile cooking.



### OPTIHEAT

Shows 3 levels of residual heat on each cooking zone.



### MAXISENSE®

Gives you greater flexibility as pans can be positioned at any position as long as the cross is covered. Perfect for oversized pans.



### MAXISIGHT®

TFT colour display that ensures you can see every important detail at a glance.



### STOP+GO

Reduces all zones to a keep warm setting if cooking is interrupted. Press again and the zones return to previous heat levels.



### WOK

Induction wok hob, designed for a large wok that accompanies the hob.



### CHILD LOCK

Controls can be locked for additional safety and prevent alteration to cooking selection.



### COUNT-UP TIMER

Set a reminder or use the count-up timer to keep in control of your cooking.



### ÖKO TIMER

Energy saving timer that switches off the zone and uses residual heat to complete the last few minutes of cooking.

## Gas



### NO. OF BURNERS

Number of burners on the hob.



### WOK

Wok rest and large burner provides maximum heat for wok cooking on gas.



### AUTOMATIC IGNITION

Steel capped control knob with an integral ignition.

## Ceramic



### DUAL ZONE

Automatic hob recognition for two pan sizes.



### TRIPLE ZONE

Automatic hob recognition for up to three pan sizes.



### MULTI-PURPOSE ZONE

Multi-purpose zone for hob cooking flexibility. Ideal for larger pots.



### RESIDUAL HEAT INDICATOR

Shows you the level of residual heat on each zone after cooking.



### TOUCH CONTROL

Precise and immediate temperature control at your fingertips.



# Induction and Ceramic Hobs Range

## MaxiSight® Induction

HK884400XG



80cm MaxiSight® induction hob with 4 MaxiSense® zones.

HK683320XG



60cm MaxiSight® induction hob with bridging function.

## MaxiSense® Induction

HKH81700FB



80cm MaxiSense® Combi Plus with ExSight® Touch Controls.

HK956600FB



Extra wide 90cm MaxiSense® induction with Procook Zone.

HK856600FB



80cm MaxiSense® induction with Procook Zone.

HK874400FB



80cm MaxiSense® induction Purehob with bridging function.

HK855200FB




80cm MaxiSense® induction hob with 5 Zones.

HK953400FB



Extra wide 90cm MaxiSense® induction hob with AutoMax feature.

HK854400FB



80cm MaxiSense® induction hob with Stop+Go feature.

HK854401FB



80cm MaxiSense® induction with Hob2Hood Link.

## Induction Hobs

HK764403FB



71cm MaxiSense® induction hob with DirekTouch controls.

Also available HK764403XA

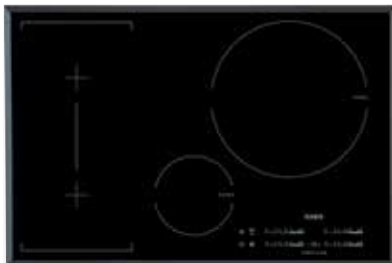
HK654400FB



60cm MaxiSense® induction hob with bridging function.

Also available HK654400XB

HK854320FB



80cm induction hob with DirekTouch controls.

HK654200FB



60cm induction hob with DirekTouch controls.

## Mixed Fuel Hobs

HD955100NB



Extra wide 90cm mixed fuel hob with 4 induction zones and 1 gas wok burner.

HD634170NB



60cm mixed fuel hob with 2 induction zones and 2 gas burners.

## Ceramic

HK634060XB



60cm wide Optifit® ceramic hob with Stop+Go.



### Induction technology

Coils create a magnetic field that adapts to the size and shape of the cookware, heating just its bottom – while surrounding areas remain cool. Up to 90% of the energy used goes into heating your pan.



### Traditional heating technologies

A high share of energy is wasted by heating up the entire cooking circle and surrounding air. On a gas hob, only up to 55% of the energy used goes into heating your pan.

# Induction Hobs

Induction technology is the fastest, safest and most energy-efficient way to cook on a hob, heating the pan directly with no pre-heating required.

MaxiSense® induction hobs look stunning too, with their sleek, smooth designs – perfect for the most beautiful kitchens.



**Nothing is faster**  
MaxiSense® induction is simply the quickest way to cook, capable of bringing a pan to the boil faster than a comparable gas or conventional electric hob.



**Precision power**  
Heat can be adjusted and controlled precisely with extreme sensitivity. It can be very powerful indeed, or just gentle enough to melt chocolate directly in the pan.



**Extra safe**  
All AEG induction hobs feature automatic pan recognition. By sensing a pan's shape and size, it ensures only the base is heated, leaving the surrounding area always safe to touch.



**Simple to clean.**  
Spills and splashes can be easily wiped away with a damp cloth, no need for scrubbing or soaking as food will never get burnt on with induction.



# MaxiSight® Induction

AEG has a range of MaxiSight® induction hobs, with all the benefits of induction and the flexibility of MaxiZones.



### MaxiSight® Range

Featuring a colour hob display, MaxiSight® gives clear, at-a-glance feedback for each zone, with count-down and count-up timers, temperature and progress indicators.



### Bridging Function

On some models two individual zones can be bridged and function as one with just one temperature selection and timer. Perfect for larger pans such as fish kettles.



### Complete Control

Induction technology keeps you in complete control of your cooking. Temperatures are controlled instantly with a simple touch.



reddot design award  
winner 2011

HK884400XG



### 80cm MaxiSight® induction hob with 4 MaxiSense® zones.

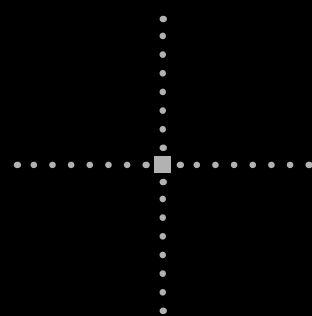
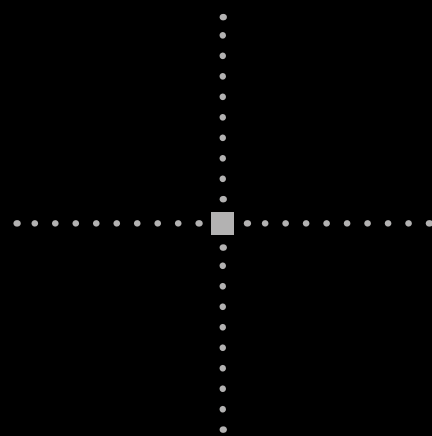
- MaxiSight® TFT colour display
- 4 MaxiSense® zones giving more cooking flexibility
- DirekTouch controls
- AutoMax quickly brings the hob to the boil
- Power Booster
- Stop+Go function
- OptiHeat control with 3 levels of residual heat
- Child lock

HK683320XG

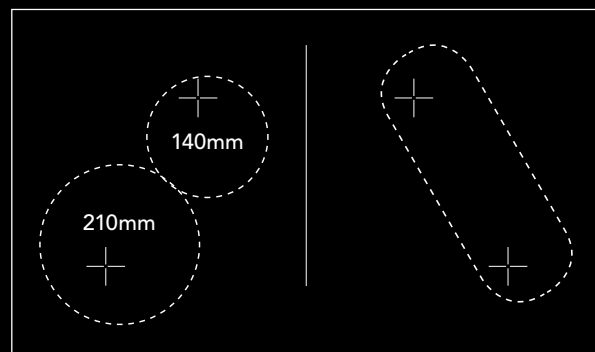


### 60cm MaxiSight® induction hob with bridging function.

- MaxiSight® TFT colour display
- 2 MaxiSense® zones and 1 large circular zone giving more cooking flexibility
- DirekTouch controls
- AutoMax quickly brings the hob to the boil
- Bridging function
- Stop+Go function
- OptiHeat control with 3 levels of residual heat
- Child lock



**Borderless cooking with MaxiSense®** means that you can use the cookware required for precision work. It's perfect for specialist cooking styles that require large, unusual shaped items such as a fish kettle, griddle pan or wok.



# MaxiSense® Induction – Total Flexibility

MaxiSense® Induction isn't limited by standard circle zones. So now you can use long shaped and bigger pans when entertaining. All you have to do is ensure the pan covers the cross mark.



**Design that always looks good**  
All AEG induction hobs are made of resilient, high quality black glass, so whichever style you choose, it will be a beautiful complement to any modern kitchen.



**No limits cooking**  
The MaxiSense® hob gives you more freedom to create. Just place each pot so that it touches a cross and MaxiSense® adjusts to heat precisely that size and shape.

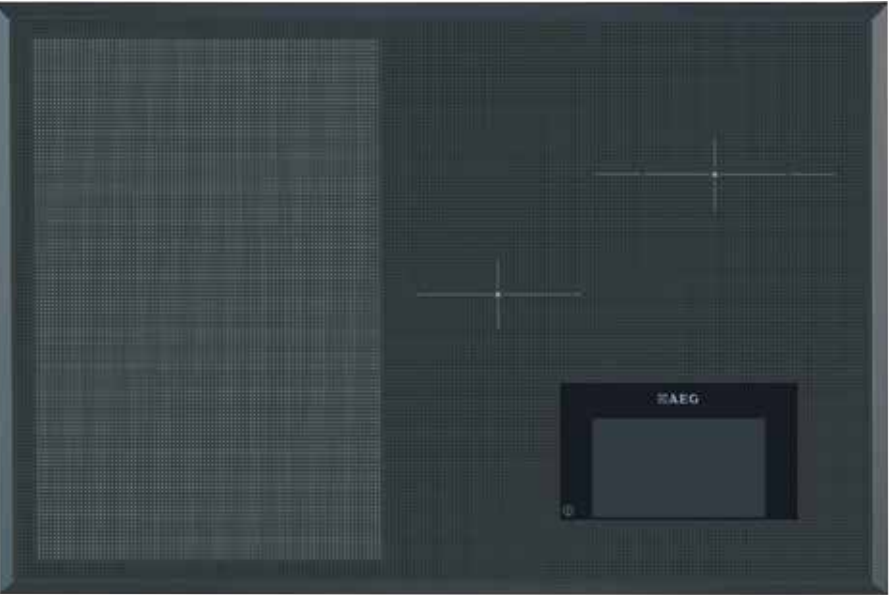


**DirekTouch control**  
MaxiSense® is controlled by DirekTouch, instantly-responsive fingertip controls, letting you set and adjust temperature to an exceptionally high degree of accuracy, with just one touch.





HKH81700FB



80cm MaxiSense® Combi Plus with ExSight® Touch Controls.

- MaxiSense® Combi Plus
- ProCook function turns the MaxiSense® Combi zone in to a self controlling hotplate
- Power Booster for intense rapid heat up
- Öko Timer
- OptiHeat control with 3 levels of residual heat
- 2 normal Maxisense zones allows you to use upto 5 pans



**Cook anywhere with FreeZone**  
Enjoy complete flexibility with our extra large 470 x 300mm FreeZone cooking area of 20 small self-sizing coils, letting you place up to three pans anywhere that you want – whatever their shape or size.



**FullTouch colour display**  
Bringing intuitive interaction to the way you cook, the large full touch colour display shows each pot position and power level, while the full text display lets you easily navigate menus to access additional functions, hob settings and help menus.



**Boil, simmer, keep warm**  
Our advanced ProCook function lets you create a French Zone area with predefined temperatures settings: hot at the front and warm at the back. Simply slide your pan around to adjust the cooking temperature.

HK956600FB



- Extra wide 90cm MaxiSense® induction with Procook Zones.**
- 2 MaxiSense® zones
  - 1 Procook Zone that can bridge for maximum flexibility
  - DirekTouch controls
  - AutoMax quickly brings the hob to the boil
  - Öko Timer
  - Stop+Go function
  - OptiHeat control with 3 levels of residual heat



HK874400FB



- 80cm MaxiSense® induction Purehob with bridging function.**
- Beautiful unique purehob with a pure black glass design.
- Illuminated controls and zones
  - 4 MaxiSense® zones giving cooking flexibility
  - DirekTouch controls
  - AutoMax quickly brings the hob to the boil
  - Bridge function
  - Stop+Go function
  - OptiHeat control with 3 levels of residual heat



HK856600FB



- 80cm MaxiSense® induction with Procook Zones.**
- 2 MaxiSense® zones
  - 1 Procook Zone that can bridge for maximum flexibility
  - DirekTouch controls
  - AutoMax quickly brings the hob to the boil
  - Öko Timer
  - Stop+Go function
  - OptiHeat control with 3 levels of residual heat



HK855200FB



- 80cm MaxiSense® induction hob with 5 zones.**
- 80cm wide cooking space
  - 5 MaxiSense® zones giving cooking flexibility
  - DirekTouch controls
  - AutoMax quickly brings the hob to the boil
  - Power Booster
  - Stop+Go function
  - OptiHeat control with 3 levels of residual heat



HK953400FB



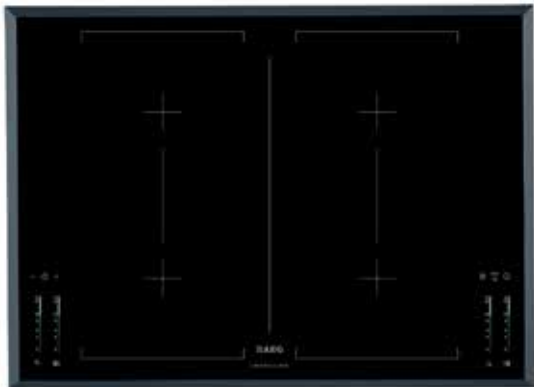
- Extra wide 90cm MaxiSense® induction hob with AutoMax feature.**
- 3 MaxiSense® zones giving cooking flexibility
  - DirekTouch controls
  - AutoMax quickly brings the hob to the boil
  - Power Booster
  - Stop+Go function
  - OptiHeat control with 3 levels of residual heat

HK854400FB



- 80cm MaxiSense® induction hob with Stop+Go feature.**
- 4 MaxiSense® zones giving cooking flexibility
  - DirekTouch controls
  - AutoMax quickly brings the hob to the boil
  - Stop+Go function
  - OptiHeat control with 3 levels of residual heat

HK764403FB



- 71cm MaxiSense® induction hob with DirekTouch controls.**
- 4 MaxiSense® zones giving cooking flexibility
  - DirekTouch controls
  - Bridging function
  - AutoMax quickly brings the hob to the boil
  - Stop+Go function

Also available with frame  
HK764403XB

HK654400FB



- 60cm MaxiSense® induction hob with bridging function.**
- 4 MaxiSense® zones giving cooking flexibility
  - DirekTouch controls
  - Bridging function
  - AutoMax quickly brings the hob to the boil
  - Stop+Go function

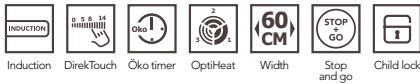
Also available with frame  
HK654400XB

HK854320FB



- 80cm MaxiSense® induction hob with bridging zones**
- 2 MaxiSense® zones giving cooking flexibility
  - DirekTouch controls
  - Bridging function
  - AutoMax quickly brings the hob to the boil
  - Stop+Go function
  - OptiHeat control with 3 levels of residual heat

HK654200FB



- 60cm induction hob with DirekTouch controls.**
- 4 MaxiSense® zones giving cooking flexibility
  - DirekTouch controls
  - AutoMax quickly brings the hob to the boil
  - Stop+Go function
  - OptiHeat control with 3 levels of residual heat





# Seamless interaction Hob2Hood



Your hood is controlled automatically according to your hob settings, keeping the kitchen fresh while you are concentrating on the food.

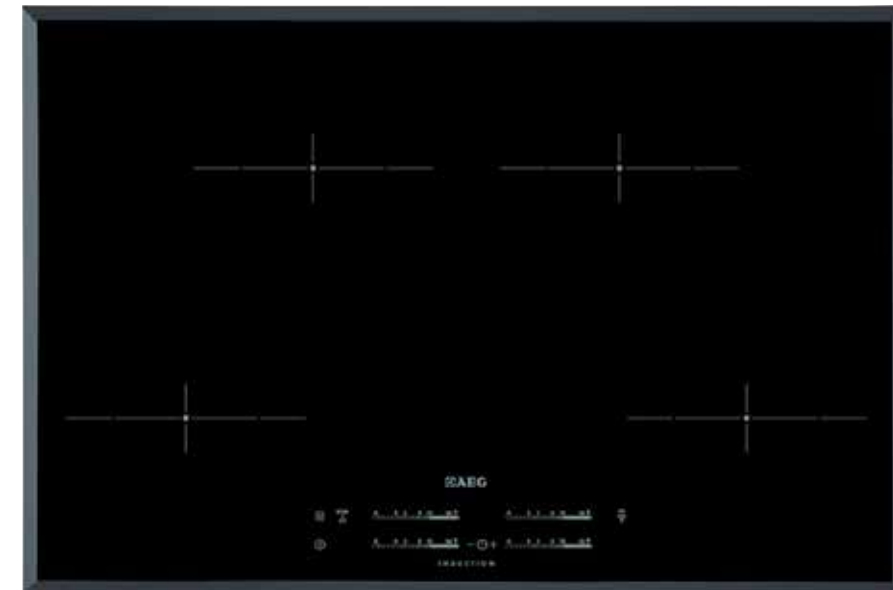
## One touch control

When your hob starts heating up, the temperature sensors send a signal to your hood for the fan to start in up to two steps, first before boiling temperature and then before frying temperature has been reached.

It is always the hottest zone that will decide the signal that is sent to the hood. There is a dedicated touch pad on the hob for the user to change or cancel the fan speed manually.



HK854401FB



PREMIER PARTNER  
EXCLUSIVE



80cm MaxiSense® induction with Hob2Hood Link.

- 80cm wide cooking space
- 4 MaxiSense® zones giving cooking flexibility
- DirekTouch controls
- Power Booster
- AutoMax quickly brings the hob to the boil
- Öko Timer
- Stop+Go function
- OptiHeat control with 3 levels of residual heat
- Child lock

# Mixed Fuel Hobs

By mixing induction hobs with gas burners you create the ideal hob for all needs. The benefit of Induction are it's energy efficiency, power and responsiveness. But with gas you are able to still wok cook.

## HD955100NB



**Extra wide 90cm mixed hob with 4 induction zones and 1 side wok burner**

- Induction with Touch Controls
- Stop+Go function (Induction)
- Designer cast iron pan supports
- Steel capped rotary gas controls
- Automatic integrated gas ignition
- Wok burner

## HD634170NB



**Stylish 60cm mixed hob, with 2 induction zones and 2 gas burners**

- Induction with Touch Controls
- Stop+Go function (Induction)
- Designer cast iron pan supports
- Steel capped rotary gas controls
- Automatic integrated gas ignition





# Customise Your Cooking

The Crystalline range lets you build a bespoke cooking area that allows you to mix up fuel types to tailor precisely to your cooking styles, with options including induction wok, gas and even Teppanyaki. With their unique glass-bar design, the modules combine to stunning effect, whichever you choose.

Crystalline modules:



1 Induction hob




2 Teppanyaki



3 Induction wok



4 Gas wok on glass



5 Gas on glass



6 Glass ceramic



reddot design award  
winner 2011

HC452400EB



- CrystalLine MaxiSense® 2 zone induction hob with bridging function.**
- Stylish glass bar magnifies controls
  - Bridging function
  - DirekTouch controls
  - Öko Timer, energy saver
  - Stop+Go function
  - OptiHeat control with 3 levels of residual heat
  - Reminder timer control

HC451500EB




- CrystalLine induction Wok with DirekTouch controls and compatible wok.**
- Stylish glass bar magnifies controls
  - Induction wok accessory included
  - DirekTouch controls
  - Öko Timer, energy saver
  - Stop+Go function
  - Residual heat indicator

HC452600EB



- CrystalLine Teppanyaki with DirekTouch controls.**
- Stylish glass bar magnifies controls
  - Reverse induction technology
  - Easy clean
  - DirekTouch controls
  - Öko Timer, energy saver
  - Stop+Go function
  - Residual heat indicator
  - 2 temperature zones for cooking different foods

HC411520GB



- CrystalLine gas Wok burner with steel capped rotary control.**
- Stylish glass bar
  - Wok burner provides high heat
  - Steel capped rotary controls
  - Designer cast iron pan support
  - Front controls

HC412000GB



- CrystalLine 2 burner gas hob with cast iron pan support.**
- Stylish glass bar
  - 2 different size burners
  - Steel capped rotary controls
  - Designer cast iron pan supports
  - Front controls

HC452020EB



- CrystalLine 2 zone ceramic hob with DirekTouch controls.**
- Stylish glass bar magnifies controls
  - DirekTouch controls
  - Flexible triple zone
  - Öko Timer, energy saver
  - Stop+Go function
  - Residual heat indicator
  - Child lock





# Ceramic Hob

Ceramic hobs have a heat element under toughened glass. When switched on, the element heats up and the zone glows red. Our ceramic hob has flexible zones for a variety of cooking needs.



**Beautifully sleek in your kitchen.**

Our ceramic hobs are made from a single sheet of black glass, and give you a stream-lined look in your kitchen.



**Simple to clean.**

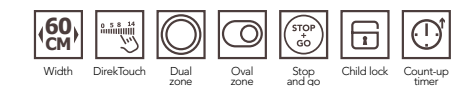

Spills and splashes can be easily wiped away with a damp cloth, no need for scrubbing or soaking.



**Touch control.**

The touch controls are simple to operate and are highly responsive, putting you in total control of you cooking.

## HK634060XB



**60cm wide OptiFit® ceramic hob with Stop+Go function.**

- 4 HiLight zones
- Touch controls
- Residual heat indicator
- AutoMax quickly brings the hob to the boil
- Count up timer
- Stop+Go function

5 YEAR GUARANTEE



# Gas Hobs

To create a design statement with your hob, our Neue Kollektion features a range of elegant, gas on glass, Semi-flush gas on glass hobs and a premium quality range of ultraflat stainless steel gas hobs.



**Gas on Glass Design**  
The ultimate design statement. Stylish cast iron pan supports combined with the sleek black glass and the versatility and precision of gas cooking.



**Semi-flush Perfect Integration**  
Our Semi-flush gas on glass hobs appear to be integrated into the worktop, giving your kitchen a perfect harmony.




**OptiFit® Premium Frame**  
The new OptiFit® frame provides a premium stainless steel frame that allows easy installation as well as protecting the glass surface.



# Gas Hobs Range


## Flush Burners

HG694840NB



60cm flush vertical flame gas on glass hob.

HG795840NB



75cm flush vertical flame gas on glass hob.

HG654820UM



60cm flush vertical flame stainless steel hob.

HG755820UM



75cm flush vertical flame stainless steel hob.

## Gas on Glass

HG795440XB



Designer 70cm semi-flush gas on glass hob with central wok burner.

HG795540XB



Designer 75cm semi-flush gas on glass hob with side wok burner.

## UltraFlat

HG654421UM



Designer UltraFlat 60cm stainless steel hob with 4 burners.

HG755421UM



Designer UltraFlat 75cm stainless steel hob with 5 burners.

## Gas

HG654440SM



Stainless steel 60cm gas hob with wok burner.

HG755440SM



75cm wide stainless steel gas hob with 5 burners.


HG956440SM



Extra wide 90cm stainless steel gas hob with 6 burners.




HG694840NB



60cm flush vertical flame gas on glass hob.

- Vertical Flame ensures the heat is evenly distributed
- Flush Burners are easy to remove
- Designer cast iron pan supports
- Stunning flat sheet of glass for a real stand out
- Steel capped rotary controls
- Automatic integrated ignition

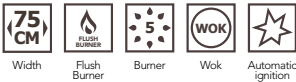

HG654820UM



60cm flush vertical flame stainless steel hob.

- Vertical Flame ensures the heat is evenly distributed
- Flush Burners are easy to remove
- Designer cast iron pan supports
- Stunning flat sheet of stainless steel
- Steel capped rotary controls
- Automatic integrated ignition

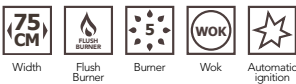
HG795840NB



75cm flush vertical flame gas on glass hob.

- Vertical Flame ensures the heat is evenly distributed
- Flush Burners are easy to remove
- Designer cast iron pan supports
- Stunning flat sheet of glass for a real stand out
- Steel capped rotary controls
- Automatic integrated ignition

HG755820UM



75cm flush vertical flame stainless steel hob.

- Vertical Flame ensures the heat is evenly distributed
- Flush Burners are easy to remove
- Designer cast iron pan supports
- Stunning flat sheet of stainless steel
- Steel capped rotary controls
- Automatic integrated ignition


HG795440XB



Designer 70cm semi-flush gas on glass hob with central wok burner.

- 5 burner gas hob
- Central Wok burner
- OptiFit® stainless steel frame
- Designer cast iron pan supports
- LED heat intensity indicators
- Steel capped rotary controls
- Automatic integrated ignition


HG654421UM



Designer UltraFlat 60cm stainless steel hob with 4 burners.

- 4 burner gas hob
- Stunning flat sheet of stainless steel
- Designer cast iron pan supports
- Steel capped rotary controls
- Automatic integrated ignition

HG795540XB



Designer 75cm semi-flush gas on glass hob with side wok burner.

- 5 burner gas hob
- Specially designed wok burner
- OptiFit® stainless steel frame
- Designer cast iron pan supports
- LED heat intensity indicators
- Steel capped rotary controls
- Automatic integrated ignition

HG755421UM



Stunning UltraFlat designer gas hob with side wok burner.

- 5 burner gas hob
- Stunning flat sheet of stainless steel
- Designer cast iron pan supports
- Specially designed Wok burner
- Steel capped rotary controls
- Automatic integrated ignition



HG654440SM



- Stainless steel 60cm gas hob with wok burner.**
- 4 burner gas hob
  - Specially designed Wok burner
  - Designer cast iron pan supports
  - LED heat intensity indicators
  - Steel capped rotary controls
  - Automatic integrated ignition

HG755440SM



- 75cm wide stainless steel gas hob with 5 burners.**
- 5 burner gas hob
  - Centre wok burner
  - Designer cast iron pan supports
  - LED heat intensity indicators
  - Steel capped rotary controls
  - Automatic integrated ignition

HG956440SM



- Extra wide 90cm stainless steel gas hob with 6 burners.**
- Extra wide hob
  - 6 burner gas hob
  - Designer cast iron pan supports
  - LED heat intensity indicators
  - Steel capped rotary controls
  - Automatic integrated ignition







# Hoods

Our Neue Kollektion hoods balance glass and stainless steel in precise, sculptural composition, to align perfectly with the rest of the kitchen.



**reddot design award**  
winner 2013

iF design award winner 2013  
Judged by an international panel of renowned experts and designers, our hoods have received the accolade of an iF award for outstanding achievements in design.



## Hob2Hood

The hob automatically switches on the hood lights and regulates the fan speed for you – keeping kitchen air fresh while you focus on the cooking.



## LED lighting

Crisp bright illumination, or a gentle glow? Dimmer-controlled LED lighting means you can adjust the effect at the touch of a fingertip.



## DirekTouch display

With our glass touch display, instant control is always at your fingertips.

# Hoods Range

## Designer Hoods

X94484MV10



55cm vertical elegant screen hood with LED lighting.

X66453BV10 / X69454BV01



60cm sophisticated and premium design in beautiful black glass. Also available in 90cm.

X66454MV00 / X69454MV00



60cm sophisticated and premium design in stunning stainless steel. Also available in 90cm.

X65163WV10 / X68163BV10



55cm black glass designer screen hood.

## Designer Chimney Hoods

X99464MK2



90cm switch designer wall hood in stainless steel with LED lighting.

X99484MD10



90cm stainless steel designer hood with touch controls and LED lighting.

X66453MD10 / X67453MD10 / X69454MD10



60cm designer hood in stainless steel with glass panel aligning to our kitchen appliances. Also available in 70cm and 90cm.

DK4460-M / DK4490-M



60cm stylish stainless steel chimney hood with LED display. Also available in 90cm.

## Island Hoods

X99464MI2



90cm switch designer island hood in stainless steel with LED lighting.

X91484M10



90cm stainless steel designer island hood with touch controls and LED lighting.


X91384Mi02



100cm elegant stainless steel island hood with designer glass panel.

## Ceiling Mounted Hoods

X812264MG0



120cm premium ceiling mounted hood with LED lighting.

## Downdraft Hoods

DH1690-M



90cm beautiful stainless steel downdraught extractor hood.

## Standard Hoods

DL7275-M9



72cm stainless steel canopy hood.

X56342SE10



60cm semi-integrated telescopic hood with stainless steel trim.

DF6164-M



60cm integrated hood.



# Energy-efficient Ventilation

Always striving to be an idea ahead, we have designed our award-winning cooker hoods so that they complement any kitchen and co-ordinate beautifully with AEG hobs and ovens.

Our intelligent technology results in hoods that complement your way of living, incorporating intuitive lighting and energy-efficient performance.

From unique designer hoods to stylish island models – all with powerful yet whisper-quiet functionality – the latest AEG range is our widest ever.

So, whether you prefer to be discreet or make a bold statement in the kitchen, you can have the cooker hood that perfectly suits your style.

**Award-winning design**

Our sleek new range of glass and stainless steel hoods match high-end performance with high-end design. Our most recent range received prestigious Red Dot and iF design awards in 2013.

**Energy-efficient**

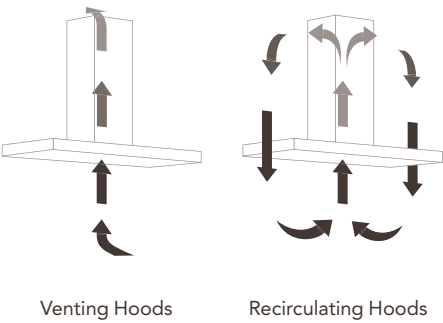
With new energy label regulations coming in 2015, all our hoods ensure A Class energy efficiency – so you can choose the one you want while saving energy.

**Peak performance**

AEG cooker hoods have a range of superior features, including the ActiveHeat Sensor, which adjusts the power level to your exact needs, and the Direct Touch glass display.

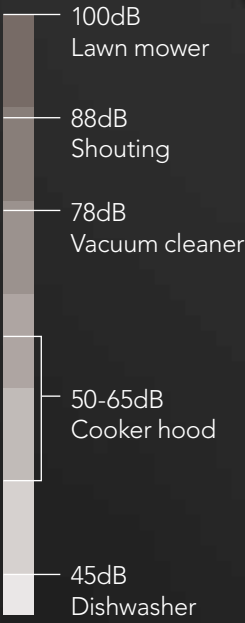
**How does it work?**

A high-performance hood filters air and – depending on the model – either expels it outside or returns it clean to the kitchen.



DESIGNED  
FOR THE  
WAY  
YOU LIVE

**Noise range**



**Whisper-quiet**  
AEG hoods don't just ensure your kitchen is a fresher place to be – the MaxiFlow Technology and its whisper-quiet motor make sure it is peaceful too.

X94484MV10



A

Energy

748

M<sup>3</sup>/HR

60

dB

55

CM

0.8 8 14

mm/min

LED

Lighting

EXTRACTION

RECIROCULATION

**Vertical elegant screen hood with LED lighting.**  
LED lighting ensures optimal visibility of your cooking area whilst providing pleasant ambient light.

- LED lighting
- DirekTouch controls
- 4 speed control
- ActiveHeat sensors adjust fan speed
- Charcoal filter included for recirculation mode

X66454MV00 / X69454MV00



C

Energy

560

M<sup>3</sup>/HR

60

dB

60

CM

16

M<sup>2</sup>

0.8 8 14

mm/min

LED

Lighting

EXTRACTION

RECIROCULATION

**Sophisticated and premium design in stunning stainless steel.**  
Electronic 4 speed control including Intensive setting with perimeter extraction drawing air from every angle.

- Twin halogen lighting
- DirekTouch controls
- 4 speed control
- ActiveHeat sensors adjust fan speed
- Charcoal filter included for recirculation mode

Available in  
X66454MV00 60cm stainless steel  
X69454MV00 90cm stainless steel

X66453BV10 / X69454BV01



C

Energy

560

M<sup>3</sup>/HR

60

dB

90

CM

16

M<sup>2</sup>

0.8 8 14

mm/min

LED

Lighting

EXTRACTION

RECIROCULATION

**Sophisticated and premium design in beautiful black glass.**  
Our electronic glass touch controls with LED display ensures quick, direct access is always at your fingertips.

- Twin halogen lighting
- DirekTouch controls
- 4 speed control
- ActiveHeat sensors adjust fan speed
- Charcoal filter included for recirculation mode

Available in  
X66453BV10 60cm black glass  
X69454BV01 90cm black glass  
X65163WV10 / X68163BV10



C

Energy

600

M<sup>3</sup>/HR

64

dB

55

CM

EXTRACTION

RECIROCULATION

**Push button controls with 3 speeds.**  
Perimeter extraction and a powerful motor ensure vapours and odours are extracted in the most efficient way. Twin halogen lights for improved illumination.

- Twin halogen lighting
- Push button controls
- 3 speed controls
- ActiveHeat sensors adjust fan speed

Available in  
X65163BV10 55cm black glass  
X68163WV10 80cm black glass

X99464MK2



A

Energy

650

M<sup>3</sup>/HR

69

dB

90

CM

20

M<sup>2</sup>

0.8 8 14

mm/min

LED

Lighting

EXTRACTION

RECIROCULATION

**Switch designer wall hood in stainless steel with LED lighting.**  
With just a touch this hood switches between external extracting to recirculating clean air to ensure that you are using in the most economical way.

- LED lighting
- DirekTouch controls
- ActiveHeat sensors adjust fan speed
- Extraction or recirculation
- Charcoal filter for recirculation mode

Safety distance 500mm Electric; 650mm Gas

X66453MD10 / X67453MD10 / X69454MD10



C

Energy

530

M<sup>3</sup>/HR

63

dB

60

CM

16

M<sup>2</sup>

0.8 8 14

mm/min

EXTRACTION

RECIROCULATION

**Designer hood in stainless steel with glass panel.**  
ActiveHeat sensor automatically adjusts the fan speed so its always at the optimum level.

- LED lighting
- DirekTouch controls
- ActiveHeat sensors adjust fan speed
- Extraction or recirculation
- Charcoal filter for recirculation mode

Available in  
X66453MD10 60cm stainless steel  
X67453MD10 70cm stainless steel  
X69454MD10 90cm stainless steel\*  
\*Compatible with HK854401FB

X99484MD10



A

Energy

715

M<sup>3</sup>/HR

60

dB

90

CM

EXTRACTION

RECIROCULATION

**Stainless steel designer hood with touch controls and LED lighting.**  
Perimeter extraction and a powerful motor ensure vapours and odours are extracted in the most efficient way.

- LED lighting
- Glass touch controls
- 4 speed controls
- ActiveHeat sensors adjust fan speed

DK4460-M / DK4490-M



E

Energy

423

M<sup>3</sup>/HR

62

dB

60

CM

12

M<sup>2</sup>

EXTRACTION

RECIROCULATION

**Stylish stainless steel chimney hood with LED display.**  
Our special electronic saturation indicators remind you when its time to clean the filters.

- Twin halogen lighting
- 4 speed control
- Filter change indicators
- ActiveHeat sensors adjust fan speed
- Charcoal filter for recirculation mode

Available in  
DK4460-M 60cm stainless steel  
DK4490-M 90cm stainless steel



X99464MI2



Switch designer island hood in stainless steel with LED lighting. With just a touch this hood extracting to recirculating clean air to ensure that you are using in the most economical way.

- LED lighting
- Extraction or recirculation
- DirekTouch controls
- 4 speed control
- ActiveHeat sensors adjust fan speed
- Charcoal filter for recirculation mode

X91384Mi02



Elegant stainless steel island hood with designer glass panel. Electronic 4 speed control including Intensive setting with perimeter extraction drawing air from every angle.

- DirekTouch controls
- 4 speed
- ActiveHeat sensors adjust fan speed
- Twin halogen lighting
- Charcoal filter for recirculation mode

X91484MI10



Stainless steel designer island hood with touch controls and LED lighting. Perimeter extraction and a powerful motor ensure vapours and odours are extracted in the most efficient way.

- LED lighting
- DirekTouch controls
- 4 speed control
- ActiveHeat sensors adjust fan speed
- Charcoal filter for recirculation mode

X812264MG0



Premium ceiling mounted hood with LED lighting. Advanced dimmable LED lighting strips give you the best of both worlds; high visibility of the cooking area and atmospheric ambient light in the rest of the kitchen.

- LED lighting
- Remote included
- 4 speed
- Powerful perimeter extraction

DH1690-M



Beautiful stainless steel downdraught extractor hood. Our special downdraught extractor retracts neatly back into the worksurface when not in use. Great for island installation or with our slim depth 90cm MaxiSense hob.

- Highly efficient extraction
- 4 speed control
- Aluminium filters and dishwasher safe
- Charcoal filter for recirculation mode

X56342SE10



Semi-integrated telescopic hood with stainless steel trim. Twin halogen lights for improved hob illumination.

- 3 speed slider control
- Twin halogen lighting
- Aluminium filters and dishwasher safe
- Charcoal filter for recirculation mode

DL7275-M9



Stainless steel canopy hood. Stainless steel 80cm canopy hood perfectly concealed within furniture designed to match your kitchen.

- 4 speed remote controlled
- Twin halogen lighting
- Aluminium filters and dishwasher safe
- Charcoal filter for recirculation mode

DE6261-ML



Integrated hood. Integrated hood designed to sit behind a furniture panel creating a seamless look in your kitchen.

- Electronic slider control
- Twin halogen lighting
- Aluminium filters and dishwasher safe
- Charcoal filter for recirculation mode



# CLEANING

When reaching for that extra pan or large serving dish, a serious cook should never have to worry about whether the dishwasher will get it clean. That's why ProClean™ has a capacity of up to 15 settings, with superior cleaning right to every corner, along with the best care for your most delicate glassware.



# Superior Glass care

It's all about the food. Or is it? Research has revealed that the style of our cutlery and plates affects how we perceive what we eat. A yogurt tastes richer from a heavy bowl; dark chocolate is better when served on angular plates; cheesecake is most appreciated when served on round plates.

Creating the ultimate taste experiences means using a variety of cutlery, plates and glasses. And it means caring for them all properly. Which is why we have developed a range of smart dish care appliances.

Our dishwashers not only accommodate dishes of varying sizes, but they also give you supreme glass care. With or without stems, bowl-shaped or straight – whatever type of glass, we give you the gentle care that both cleans and preserves them to ensure you can enjoy your meals with the utmost satisfaction.

**Superior glass care**  
SoftGrip rubber clamps hold your stem glasses, protecting them from tilting or getting damaged.

**Holds larger glasses perfectly in place**  
Rubber SoftSpikes® provide extra support for your glasses.

**Beer glass holder**  
Holds larger glasses perfectly in place.

**Glass programme**  
The glass programme – in combination with rubber SoftGrip and SoftSpikes® – protects all your glassware from scratches and breakages, leaving them sparklingly clean.

**Superior spray coverage**  
FlexiSpray gives you five spray levels and double rotating Satellite Spray Arm which reaches even the most crowded areas.

**Adapts to each item**  
The programme ensures that your glasses are treated gently in the upper basket, while pots and pans are intensively washed in the lower one.

- 1 Model: F66792W0P
- 2 Model: F67622V10P
- 3 Model: F88712V10P







Removable cutlery tray for easy loading and unloading.



Satellite Spray Arm with double rotation to enhance the cleaning performance.



## More space and flexibility

Our ProClean™ range has dedicated space to fit all your cookware and is designed to handle any load regardless of size. The XXL tub, which is available with up to 15 place settings, gives you more loadable volume than any other dishwasher currently available on the market, without taking up more space in your kitchen.

## Superior cleaning


With the new generation of ProClean™ dishwashers you can stop worrying about your dishes getting clean. Its five spray levels, Satellite Spray Arm and adaptable programs ensure that your dishes will always be perfectly clean.

## Ease of installation

PefektFit™ Technology allows the door to be opened completely without coming into contact with the plinth, easy and flexible installation.

## Villeroy and Boch

To keep your beautiful glassware looking like new, Villeroy and Boch recommend using the new AEG Dishwasher with patented SoftGrip® for perfect care of your fine crystal and glass.





# Dishcare Range

## Integrated Dishwashers

F99705VI1P



XXL 15 place setting, fully integrated ProClean™ dishwasher with Timebeam.

F66603VI0P



XXL 13 place setting, fully integrated ProClean™ dishwasher with Timebeam.

F65610IM0P



Stunning semi integrated ProClean™ dishwasher with Sensorlogic.

F55502VI0



Fully integrated dishwasher with Time Saver.

F78400VI0P



Fully integrated slimline dishwasher featuring ProClean™.

# DISHWASHERS

ProClean™ dishwashers are designed to take everything from fine crystal to fish kettles.



### WATER CONSUMPTION

Our dishwashers use the minimum amount of water needed to wash the load, saving energy.



### CAPACITY

Capacity is based on 'IEC' standard place settings. This standard allows you to compare the capacity of dishwashers using a common measure.



### XXL TUB

Our ProClean dishwasher has a larger tub with an extra 10 litres of space, more capacity for those strangely shaped items.



### TIMEBEAM

Our dishwashers are really quiet. So our fully integrated dishwashers project a beam of light onto the floor to tell you when its running. It changes to green once the cycle has finished.



### GLASS CARE

Glass programme suitable for all dishwasher-safe glassware.



### SOFTSPIKES

Gives your glasses and cups extra stability when moving the basket and during cleaning.



### SOFTGRIP

Special SoftGrip clamps will hold stem glasses safely with an extra gentle grip



### FLEXISPRAY

Satellite spray arm with third ceiling arm for impeccable cleaning whatever the load.



### SENSORLOGIC

Uses two sensors to measure the size of load and soiling of dishes, electronically fine tuning the selected programme to the specific needs of the wash loads.



### AUTO OFF

This function completely eliminates energy use in standby mode, representing a breakthrough in energy efficiency.



### FLEXILIFT

Allows you to adjust the upper basket position whether its empty or full, depending on your load and the space needed.



### PRO ZONE

Ideal for the most challenging cleaning, with water pressure up to 3 times higher and temperature up to 25% higher in the lower basket.



### PROBOOST

Increases jet water pressure for extra cleaning effectiveness when you need it.



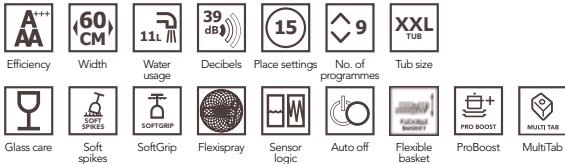
### MULTI TAB

Adjusts the time and temperature of the wash phases for sparkling results.

### DRYTECH

Gives an improved drying result by removing the steam from the dishwasher leaving your dishes dryer.

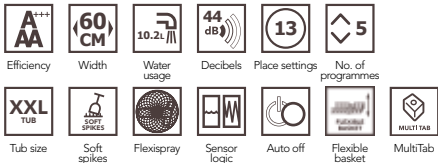
F99705VI1P



- XXL 15 place setting, fully integrated ProClean™ dishwasher with superior glass care.**
- Our unique Timebeam projects the programme time remaining on to the floor.
- ProBoost cleaning function
  - PerfektFit door installation
  - 5 spray levels
  - Timebeam
  - SoftGrips® & SoftSpikes®
  - XXL tub with FlexiSpray satellite spray arm
  - 9 programmes
  - FlexiLift basket and removable cutlery tray

Dimensions (HxWxD) in mm 818 x 596 x 550

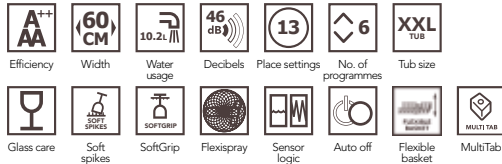
F65610IM0P



- Stunning semi-integrated ProClean™ dishwasher with Sensorlogic.**
- 5 Programmes including our AutoSense 45°C - 70°C programme. Ideal for washing anything from glasses to roasting dishes.
- 13 place settings
  - SoftSpikes®
  - XXL tub with FlexiSpray satellite spray arm
  - 5 spray levels
  - FlexiLift basket

Dimensions (HxWxD) in mm 818 x 596 x 550


F66603VI0P



- XXL 13 place setting, fully integrated ProClean™ dishwasher with Timebeam.**
- Our unique Timebeam projects the programme time remaining on to the floor.
- SoftGrips® & SoftSpikes®
  - XXL tub with FlexiSpray satellite spray arm
  - 5 spray levels
  - 6 programmes
  - FlexiLift basket

Dimensions (HxWxD) in mm 818 x 596 x 550

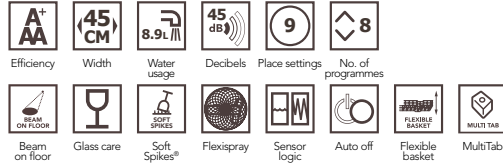
F55320VIO



- Fully integrated dishwasher with Time Saver.**
- 5 programmes including quickwash at 60° in 30 minutes
- 13 place settings
  - LED display for programme selection
  - Time Saver function
  - Auto Off function
  - Luxury Hold auto-balancing hinges
  - SoftSpikes® gives glasses stability

Dimensions (HxWxD) in mm 818 x 596 x 555

F78400VI0P



- Fully integrated slimline dishwasher featuring ProClean™.**
- 9 place settings
  - Beam on floor
  - ProClean™ with FlexiSpray with five spray levels
  - 8 programmes including our AutoSense 45°-70° programme
  - Auto Off function
  - Luxury Hold auto-balancing hinges

Dimensions (HxWxD) in mm 818 x 446 x 550







# LAUNDRY

With our new washers, dryers and washer dryers, you can look after even your most delicate items with complete confidence. Designed to give your fabrics the gentlest care – so they always look their best and last longer – the new AEG range means you never have to worry about what you wash. You'll get perfect results every time, using up to half the energy of other machines.

Laundry	116
Washing Machines	117
Washer Dryers	117

# LAUNDRY

## STANDARD FEATURES



### WASH CAPACITY

Generous drum capacities offer more space for the movement of delicates, and allow you to wash larger loads at once, saving both time and energy.



### WASH & DRY CAPACITY

Automatically wash and dry up to 7kg in a single, fully automatic operation.



### SPIN SPEED

Choose a spin speed to suit you. We estimate that increasing your washing machine cycle by 200rpm will reduce tumble-drying time by up to 10 minutes.



### ENERGY EFFICIENCY CLASS

By incorporating advanced technologies, AEG appliances minimise energy usage and reduce running costs.

## STANDARD FEATURES



### WASH PERFORMANCE

With a standard wash performance rating of 'A', whichever freestanding appliance you choose, you're going to get great results.



### SPIN PERFORMANCE

Higher spin performance ensures better water removal at the end of the cycle, cutting down drying times.

## LAUNDRY PROGRAMMES



### EASY IRON PLUS PROGRAMME

Easy Iron Plus adjusts the water level and spin speed to reduce creasing by up to 50%.



### WOOL PLUS PROGRAMME

Our Wool Plus programme features gentle drum movement and a special cool down phase to reduce the risk of shrinkage.

## SUPERIOR TECHNOLOGY BENEFITS



### TIME SAVER

With Time Saver, you can reduce wash cycle times by up to 60%. Perfect for lightly soiled clothes that you need in a hurry.

## L61470BI

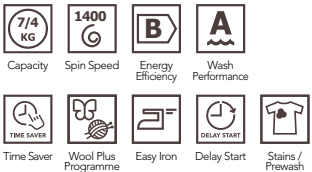


Fully integrated washing machine with LCD display.  
Wool plus programme helps reduce wool shrinkage by gradually reducing the temperature before the rinse phase.

- With Time Saver, you can reduce wash cycle times by up to 60%
- Wool Plus programme
- Delay start of up to 20 hours
- Digital LCD display

Dimensions (HxWxD) in mm 820 x 596 x 544

## L61470WDBI



Fully integrated condenser washer dryer with LCD display.  
Wool plus programme helps reduce wool shrinkage by gradually reducing the temperature before the rinse phase.

- With Time Saver, you can reduce wash cycle times by up to 60%
- Wool Plus programme
- Easy Iron Plus
- Delay start of up to 20 hours
- Digital LCD display



Dimensions (HxWxD) in mm 820 x 596 x 544









# SPECIFICATION TABLES

Cooling / Fridge and Freezers

Overviews		
		
	SKS58200F0	AGN58210F0
Features		
LCD Touch display		
Electronic temperature control		
Adjustable thermostat knob	•	•
Holiday setting		
Minute minder		
Display child lock		
Coolmatic		
Frostmatic		
High temperature warning alarm		
Door open warning alarm		
Electronic control		
Fridge Features		
Gross capacity fridge (litres/cubic feet)	140/4.9	
Net capacity fridge (litres/cubic feet)	136/4.8	
Defrost - fridge	Automatic	
Dynamic air technology		
Glass shelves (full depth)	3	
Glass shelves (half depth)		
2 half width salad drawers with full width glass cover		
Full width salad drawer with full width glass cover		
Full width transparent drawers with glass lid		
Deep salad drawer with telescopic runners		
Dairy compartment with lid	•	
Full width door shelves	1	
Half width sliding shelf	1	
Egg tray	•	
Fridge light/soft rise LED lighting	• /	
Freezer Features		
Gross capacity freezer (litres/cubic feet)		90/3.1
Net capacity freezer (litres/cubic feet)		87/3.1
Defrost - freezer		Automatic
Frostmatic		•
Freezer compartment (drawers/flaps)		3
Ice packs		2
High temperature warning alarm		•
Door open warning alarm		•
Dimensions		
Height (mm)	815	815
Width (mm)	596	596
Depth (mm)	550	550
Net weight (kg)	33	36
Built-in dimensions		
Built-in height (mm)	820	820
Built-in width (mm)	600	600
Built-in depth (mm)	550	550
Door fixing	Door on Door	Door on Door
Performance		
Annual energy consumption kWh	118	192
Energy efficiency class	A+	A+
Energy efficiency index %	41.7	41.7
Climate class	SN-N-ST-T	SN-N-ST-T
Noise dB (A)	36	41
Freezing capacity kg/24hr		12
Power cut safe rising time hr		13
Minimum ambient temperature °C	10	10
Other		
Reversible door opening	•	•
Adjustable feet	•	•
Matching fridge/freezer	AGN58210F0	SKS58200F0

Cooling / Fridge and Freezers

Overviews				
				
	SKS71200C0	AGN71200C0	SKD71800C0	AGN71800C0
Features				
LCD Touch display	•	•	•	•
Electronic temperature control				
Adjustable thermostat knob				
Holiday setting				
Minute minder	•		•	•
Display child lock	•	•	•	•
Coolmatic	•		•	
Frostmatic		•	•	•
High temperature warning alarm		•		•
Door open warning alarm		•	•	•
Electronic control	•	•	•	
Fridge Features				
Gross capacity fridge (litres/cubic feet)	225/7.9		332/11.72	
Net capacity fridge (litres/cubic feet)	222/7.8		330/11.65	
Defrost - fridge	Automatic		Automatic	
Dynamic air technology			•	
Glass shelves (full depth)	3		4	
Glass shelves (half depth)	2		2	
2 half width salad drawers with full width glass cover	•			
Full width salad drawer with full width glass cover				
Full width transparent drawers with glass lid				
Deep salad drawer with telescopic runners				
Dairy compartment with lid	•		•	
Full width door shelves	3		4	
Half width sliding shelf	•		•	
Egg tray	2		2	
Fridge light/soft rise LED lighting	/ •		/	
Freezer Features				
Gross capacity freezer (litres/cubic feet)		135/4.8		220/7.8
Net capacity freezer (litres/cubic feet)		122/4.3		208/7.3
Defrost - freezer		Automatic		Automatic
Frostmatic		•		•
Freezer compartment (drawers/flaps)		4/1		5/2
Ice packs		2		2
High temperature warning alarm		•		•
Door open warning alarm		•		•
Dimensions				
Height (mm)	1219	1213	1773	1773
Width (mm)	556	540	540	540
Depth (mm)	550	547	542	542
Net weight (kg)	41.5	44	54	63
Built-in dimensions				
Built-in height (mm)	1225	1225	1780	1780
Built-in width (mm)	560	560	560	560
Built-in depth (mm)	550	550	550	550
Door fixing	Door on Door	Door on Door	Door on Door	Door on Door
Performance				
Annual energy consumption kWh	134	234	145	306
Energy efficiency class	A+	A+	A+	A+
Energy efficiency index %	43.8	43.8	43.9	43.9
Climate class	SN-N-ST	SN-N-ST-T	SN-N-ST	SN-N-ST-T
Noise dB (A)	33	40	34	40
Freezing capacity kg/24hr		20		20
Power cut safe rising time hr		24		21
Minimum ambient temperature °C	10	10	10	10
Other				
Reversible door opening	•	•	•	•
Adjustable feet				
Matching fridge/freezer	AGN71200F0	SKS71200F0	AGN71800F0	SKD71800F0/ Longfresh SKZ71800F0



Cooling / Longfresh

Overviews



SKZ81800C0

Main Features	
Control	
LCD touch display	•
Minute minder	•
Display child lock	•
Coolmatic	•
Frostmatic	
High temperature warning alarm	
Door open warning alarm	•
Fridge Features	
Gross capacity fridge (litres/cubic feet)	224 / 7.9
Net capacity fridge (litres/cubic feet)	200 / 7.6
Gross capacity longfresh chill zone (litres/cubic feet)	78 / 2.8
Net capacity longfresh chill zone (litres/cubic feet)	78 / 2.8
Defrost - fridge	Automatic
Multi-airflow cooling	•
Telescopic longfresh chill drawers	2
Telescopic meat/fish drawer	•
Glass shelves (full depth)	3
Glass shelves (half depth)	1
Humidity control (for chill zone)	•
Dairy compartment with lid	•
Full width door shelves	3
Half width sliding shelf	•
Air purifier	•
Egg tray	2
Soft rise LED lighting	•
Freezer Features	
Gross capacity freezer (litres/cubic feet)	
Net capacity freezer (litres/cubic feet)	
Defrost - freezer	
Freezer compartment (drawers/flaps)	
Ice packs	
Dimensions	
Height (mm)	1763
Width (mm)	556
Depth (mm)	542
Net weight (kg)	60
Built-in Dimensions	
Built-in height (mm)	1780
Built-in width (mm)	560
Built-in depth (mm)	550
Door fixing	Door on Door
Performance	
Annual energy consumption kWh	130
Energy efficiency class	A++
Energy efficiency index %	43.9
Climate class	SN-N-ST-T
Noise dB (A)	37
Freezing capacity kg/24hr	
Power cut safe rising hr	
Minimum ambient temperature °C	10
Other	
Reversible door opening	•
Matching Freezer	AGN71800F0

Cooling / Fridge Freezers and Longfresh

Overviews



SCT71800S1    SCN71800S1    SCS71801F1    SCS51810S0    SCT71900S0    SCT81900S0

Main Features						
LCD Touch display	•	•	•			
Electronic temperature control		•		•	•	•
Adjustable thermostat knob						
Minute minder	•		•			
Display child lock	•	•	•		•	•
Holiday setting	•	•	•		•	•
Coolmatic	•	•	•		•	•
Frostmatic	•	•	•		•	•
High temperature warning alarm	•	•	•		•	•
Door open alarm	•	•	•			
Fridge Features						
Gross capacity fridge (litres/cubic feet)	202 / 7.1	164 / 5.8	198 / 7	173 / 6.1	230 / 8.1	230 / 8.1
Net capacity fridge (litres/cubic feet)	200 / 7	152 / 5.7	192 / 6.8	170 / 3.9	228	228
Gross capacity Longfresh chill zone (litres/cubic feet)						
Net capacity Longfresh chill zone (litres/cubic feet)						
Defrost - fridge	Automatic	Automatic	Automatic	Automatic	Automatic	Automatic
Dynamic air technology/multi airflow cooling fan	• /	/ •			• /	• /
Telescopic Longfresh chill drawers						
Telescopic meat/fish drawer						
Glass shelves (full depth)	2	2	3	3	3	3
Glass shelves (half depth)	2	1	1		2	2
2 half width salad drawers with full width glass cover	•	•	•	•		
Full width transparent salad drawers with glass lid					•	•
Humidity control (for chill zone)						
Dairy compartment with lid	•	•	•	•	•	•
Full width door shelves	3	2	3	2	2	2
Half width sliding shelf	•	•	•	•	•	•
Egg tray	2	2	•	2	2	2
Fridge light/soft rise LED lighting	/ •	/ •	/ •	• /	/ •	/ •
FreshBox Chiller Drawer	•					
Freezer Features						
Gross capacity freezer (litres/cubic feet)	78 / 2.8	91 / 3.2	75 / 2.6	110 / 3.9	75 / 2.6	75 / 2.6
Net capacity freezer (litres/cubic feet)	63 / 1.9	88 / 2.8	75 / 2.6	92 / 3.2	64 / 2.3	64 / 2.3
Defrost - freezer	Automatic	Automatic	Manual	Manual	Automatic	Automatic
Freezer compartment (drawers)	3	4	3	4	3	3
Ice packs (accumulators)	2	2		2	2	2
Dimensions						
Height (mm)	1772	1772	1768	1772	1842	1842
Width (mm)	540	540	556	540	540	540
Depth (mm)	549	547	549	547	552	552
Net weight (kg)	58	59.1	60	55	62	62
Built-in dimensions						
Built-in height (mm)	1780	1780	1780	1780	1850	1850
Built-in width (mm)	560	560	560	560	560	560
Built-in depth (mm)	550	550	550	550	552	560
Door fixing	Sliding hinge	Sliding hinge	Door on Door	Sliding hinge	Sliding hinge	Sliding hinge
Performance						
Annual energy consumption kWh	297	307	293	285	311	244
Energy efficiency class	A+	A+	A+	A+	A+	A++
Energy efficiency index %	41.9	43.8	41.9	43.8	43.9	32.85
Climate class	SN-N-ST-T	SN-N-ST-T	SN-N-ST-T	SN-N-ST	SN-N-ST-T	SN-N-ST-T
Noise dB (A)	39	39	35	36	39	39
Freezing capacity kg/24hr	10	10	12	10	8	8
Power cut safe rising time hr	21	25	24	24	21	21
Minimum ambient temperature °C	10	10	10	10	10	10
Other						
Reversible door opening	•	•	•	•	•	•
Fridge Freezer Split	70 : 30	50 : 50	70 : 30	50 : 50	70 : 30	60 : 40

Overviews



	S95400XNM0	S95900XTM0	S96090XVM1	S76010CMX2
Features				
LCD touch display	•	•	•	•
Wine cellar		•		
Coolmatic	•	•	•	•
Shopping mode	•	•	•	•
Holiday mode	•	•	•	•
Frostmatic	•	•	•	•
Door open alarm	•	•	•	•
High temperature alarm	•	•	•	
Fridge Features				
Fridge gross capacity (litres/cubic feet)	323 / 11.4	323 / 11.4	380/13.4	436/154
Fridge net capacity (litres/cubic feet)	319 / 11.3	319 / 11.3	359/12.7	417/14.7
Defrost - fridge	Automatic	Automatic	Automatic	Automatic
DynamicAir technology / multi airflow cooling fan	• / -	• / -	•	- / •
Variable temperature compartment			•	
Glass shelves (full depth)	4	4	3	2
Glass shelves (half depth)	2	2		
Full width transparent salad drawers with glass lid	•	•	•	•
2 extra deep 1/2 width salad drawer				•
Dairy compartment with lid	•	•	•	
Full width door shelves	4	4	4	2
1/2 width sliding shelf	•	•		4
Egg tray	•	•		•
Interior LED light	•	•	•	•
Clean Air control Air purifier	•	•		
Wine Cooler Features				
Wine cellar gross capacity ( litres/cubic feet)		161 / 5.7		
Wine cellar net capacity ( litres/cubic feet)		158 / 5.6		
Defrost - fridge		Automatic		
DynamicAir technology		•		
Wooden shelves		4		
Storage drawer		•		
Interior LED light		•		
Freezer Features				
Gross capacity (litres/cubic feet)	220 / 7.8	108 / 3.8	228/8	194/6.8
Net capacity (litres/cubic feet)	210 / 7.4	88 / 3.1	179/6.3	119/4.2
Star Rating	4 star	4 star	4 Star	
Twist and serve ice maker				•
Freezing capacity (kg/24hours)	20	10	13	
Defrost - freezer	Automatic	Automatic	Automatic	Automatic
Power cut safe hours	21	25	4	
Freezer drawers	5	4	2	3
Fold down compartments	2			
Glass shelves	6	3	3	
Ice packs	2	2		
Internal LED lighting				•
Design				
Main colour	Stainless steel	Stainless steel	Stainless steel	Stainless steel
Product Dimensions				
Height (mm)	1855	1855	1770	1776
Width (mm)	1110	1110	912	912
Depth (mm)	575	575	738	765
Depth with door open (mm)	1092	1092	1164	
Performance				
Annual energy consumption kWh	449	450	447	410
Energy efficiency class	A+	A+	A+	A+
Energy efficiency index %	41.66	41.66	41.9	43.8
Climate class	SN-ST	SN-ST	SN-N-ST-T	N-T
Noise dB (A)	40	38	44	43
Freezing capacity kg/24hr	20	10	13	16
Power cut safe rising time hr	21	25	4	12
Minimum ambient temperature °C	10	16	10	16

Overviews



	SWD81800G1	SWS74500G0
Features		
Dual zone electronic temperature controls	•	
Single zone electronic temperature controls		•
Coolmatic	•	
Door open warning alarm	•	•
Fridge Features		
Gross capacity (litres/cubic feet)	330/11.6	59/2.1
Net capacity (litres/cubic feet)	325/11.5	54/1.9
Defrost - fridge	Automatic	Automatic
MultiAirflow / DynamicAir	• /	/ •
Glass shelves (full depth)	6 (wood)	3 (wood)
Large vertical bottle storage drawer	•	
Soft rise LED lighting	•	•
Dimensions		
Height (mm)	1772	455
Width (mm)	540	594
Depth (mm)	545	558
Built-in Dimensions		
Built-in height (mm)	1780	450
Built-in width (mm)	560	560
Built-in depth (mm)	550	550
Door fixing	Right hinged	Left hinged
Performance		
Annual energy consumption kWh	170	107
Energy efficiency class	A	A+
Energy efficiency index %	54.8	41.9
Climate class	SN-N-ST	N
Noise dB (A)	34	39
Freezing capacity kg/24hr		
Power cut safe rising time hr		
Minimum ambient temperature °C	10	16
Other		
Reversible door opening	Right hinged	Left hinged



Ovens / MaxiKlasse™ / Pyroluxe® Range

Overviews



BE531400KM



BY9314001M



BP831660KM



BP831460KM

Oven Features	BE531400KM	BY9314001M	BP831660KM	BP831460KM
Control Type	Retractable rotary	Navigational Touch	Electronic Touch	Electronic Touch
Illuminated controls	•			
Menu guided cooking		•	•	•
Oven capacity (usable)	74	58	74	74
Number of functions	8	14	10	10
Fast heat up	•	•	•	•
SoftMotion™ soft close door	•	•	•	•
ProFrame™		•	•	•
Fully programmable timer	•	•	•	•
Core temperature sensor	•	•	•	•
Floodlight™	•	•	•	•
Sidelight	•	•	•	•
Cleaning	Diamond glazed enamel	Pyrolytic	Pyrolytic	Pyrolytic
Oven door glazing	Triple	Quadruple	Quadruple	Quadruple
Cooling fan	•	•	•	•
Accessories				
Number of shelves	2 antistick	2 antistick	2 antistick	2 antistick
Telescopic runners		•	•	•
MaxiTray™		•	•	•
Full width grill / meat pan (with trivet)	•	•	•	•
Perforated baking trays				
Patisserie tray				
Dimensions				
<b>Appliance dimensions</b>				
Height (mm)	594	594	594	594
Width (mm)	594	594	594	594
Depth (mm)	567	567	567	567
<b>Aperture dimensions</b>				
Height (mm)	590	590	590	590
Width (mm)	560	560	560	560
Depth (mm)	550	550	550	550
Performance				
Oven temperature range (°C)	30 - 300	30 - 300	30 - 300	30 - 300
Energy efficiency class	A-10%	A-20%	A-20%	A-20%
Energy efficiency class in mode static/fan	Fan	Fan	Fan	Fan
Energy consumption fan (kWh)	0.89	0.79	0.79	0.79
Cook time standard load fan (min)	47	42	43	43
Energy consumption static (kWh)	0.99	0.87	0.89	0.89
Cook time standard load fan (min)	51	47	51	51
Largest baking sheet surface area (cm²)	1418	1188	1424	1424
Connected load (kW)	3.5	3.5	3.7	3.7
Fuse rating (A)	16	16	16	16
Oven/grill power (max kW)	3.5 / 3.1	3.5 / 2.9	3.7 / 2.3	3.7 / 2.3
Steam power output (steam only kW)				

Ovens / Pyroluxe® Range

Overviews



BP5014301M



BP531400KM



BP320300KM



BP871510KM



BP861510KM

Oven Features	BP5014301M	BP531400KM	BP320300KM	BP871510KM / BP861510KM
Control Type	Electronic Touch	Retractable rotary	Retractable rotary	Retractable rotary
Illuminated controls		•		
Menu guided cooking	•			
Oven capacity (usable)	74	74	74	74
Number of functions	10	8	8	8
Fast heat up	•	•		
SoftMotion™ soft close door	•	•		
ProFrame™	•			
Fully programmable timer	•	•	•	•
Core temperature sensor	•	•		
Floodlight™	•	•	•	•
Sidelight	•	•		
Cleaning	Pyrolytic	Pyrolytic	Pyrolytic	Pyrolytic
Oven door glazing	Quadruple	Quadruple	Quadruple	Quadruple
Cooling fan	•	•	•	•
Accessories				
Number of shelves	2 antistick	2 antistick	2 antistick	2 antistick
Telescopic runners				
MaxiTray™	•			
Full width grill / meat pan (with trivet)	•	•	•	•
Perforated baking trays				
Patisserie tray				
Dimensions				
<b>Appliance dimensions</b>				
Height (mm)	594	594	594	594
Width (mm)	594	594	594	594
Depth (mm)	567	567	567	567
<b>Aperture dimensions</b>				
Height (mm)	590	590	590	590
Width (mm)	560	560	560	560
Depth (mm)	550	550	550	550
Performance				
Oven temperature range (°C)	30 - 300	30 - 300	30 - 300	30 - 300
Energy efficiency class	A-20%	A-20%	A-20%	A-20%
Energy efficiency class in mode static/fan	Fan	Fan	Fan	Fan
Energy consumption fan (kWh)	0.79	0.79	0.79	0.79
Cook time standard load fan (min)	43	43	43	43
Energy consumption static (kWh)	0.89	0.89	0.89	0.89
Cook time standard load fan (min)	51	51	51	51
Largest baking sheet surface area (cm2)	1424	1418	1418	1418
Connected load (kW)	3.5	3.5	3.5	3.5
Fuse rating (A)	16	16	16	16
Oven/grill power (max kW)	3.5 / 2.3	3.5 / 2.3	3.5 / 2.3	3.5 / 2.3
Steam power output (steam only kW)				

Ovens / MaxiKlasse™ ProCombi Steam Ovens

Overviews



	BS9314001M	BS831410KM	BS836680KM
Oven Features			
Control Type	Navigational Touch	Electronic Touch	Electronic Touch
Illuminated controls			
Menu guided cooking	•	•	•
Oven capacity (usable)	74	73	74
Number of functions	17	17	17
Fast heat up	•	•	•
SoftMotion™ soft close door	•	•	•
ProFrame™	•	•	•
Fully programmable timer	•	•	•
Core temperature sensor	•	•	•
Floodlight™	•	•	•
Sidelight	•	•	•
Cleaning	Steam cleaning	Steam cleaning	Steam cleaning
Oven door glazing	Quadruple	Quadruple	Quadruple
Cooling fan	•	•	•
Accessories			
Number of shelves	2 stainless steel	2 stainless steel	2 stainless steel
Telescopic runners	•	•	•
MaxiTray™	•	•	•
Full width grill / meat pan (with trivet)	•	•	•
Perforated baking trays	•	•	•
Patisserie tray	•	•	•
Dimensions			
Appliance dimensions			
Height (mm)	594	594	594
Width (mm)	594	594	594
Depth (mm)	567	567	567
Aperture dimensions			
Height (mm)	590	590	590
Width (mm)	560	560	560
Depth (mm)	550	550	550
Performance			
Oven temperature range (°C)	30 - 230	30 - 230	30 - 300
Energy efficiency class	A-20%	A-20%	A-20%
Energy efficiency class in mode static/fan	Fan	Fan	Fan
Energy consumption fan (kWh)	0.89	0.89	0.79
Cook time standard load fan (min)	45	45	48
Energy consumption static (kWh)	0.99	0.99	1.03
Cook time standard load fan (min)	53	53	53
Largest baking sheet surface area (cm2)	1424	1424	1424
Connected load (kW)	3.5	3.5	3.5
Fuse rating (A)	16A	16A	16A
Oven/grill power (max kW)	3.5 / 2.3	3.5 / 2.3	3.5 / 2.3
Steam power output (steam only kW)	1.3	1.3	

Overviews



	VS92903M
Main Features	
Vacuuming Level	99.90%
Sealing Bar	Right
Handle	•
Dimensions	
Appliance dimensions	
Height (mm)	294
Width (mm)	594
Depth (mm)	535
Aperture dimensions	
Height (mm)	295
Width (mm)	560
Depth (mm)	550
Performance	
Connected load (kW)	1.1
Fuse rating (A)	13

Ovens / Built-in Double Ovens

Overviews



	DC7013001M	DC4013001M	NC7013001M
Oven Features			
<b>T = Top / B = Bottom</b>	<b>T / B</b>	<b>T / B</b>	<b>T / B</b>
Control Type	Electronic touch	Retractable rotary	Electronic touch
Oven capacity (usable)	43 / 68	43 / 68	40 / 46
Number of cooking functions	8 _ 10	5 _ 8	8 _ 10
Fully programmable timer)	Main oven	Main oven	Main oven
Cleaning	Catalytic	Catalytic	Catalytic
Oven doors glazing	Triple	Double	Triple
Lights	1 x side / 1 x back	1 x back	1 x side / 1 x back
Cooling fan	•	•	•
Accessories			
Number of shelves	1 _ 2	1 _ 2	1 _ 2
Full width grill / meat pan (with trivet)	•	•	•
Dimensions			
Appliance dimensions			
Height (mm)	888	888	715
Width (mm)	594	594	594
Depth (mm)	548	548	548
Aperture dimensions			
Height (mm)	875	875	870
Width (mm)	560	560	600
Depth (mm)	550	550	550
Performance			
Energy efficiency class	A / A	A / A	A / A
Energy efficiency class in mode static/fan	Fan / Fan	Static / Fan	Fan / Fan
Energy consumption fan (kWh)	0.79 / 0.82	N/A / 0.82	0.79 / 0.79
Cook time standard load fan (min)	49 / 49	NA / 44	49 / 48
Energy consumption static (kWh)	0.89 / 0.89	0.79 / 0.88	0.89 / 0.79
Cook time standard load static (min)	52 / 52	52 / 49	53 / 50
Largest baking sheet surface area (cm2)	1175	1175	1175
Connected load (kW)	6.2	5.1	5.9
Fuse rating (A)	30	30	30
Oven/Grill power (max kW)	2.725/ 2.99	2.35/2.975	2.725 / 2.99
Grill power (max kW)	2.3 / 1.9	2.3 / 1.9	2.3 / 1.9

Overviews



	49190GO-MN
Oven Features	
<b>T = Top / B = Bottom</b>	<b>Left / Right</b>
Control type	Rotary
Display	LED
Child lock	
Fully programmable timer	•
Cleaning (both ovens)	Catalytic
Oven doors glazing	Triple
Cooling fan	•
Hob features	
Hob Type	Gas
Top oven features	(Right oven)
Number of cooking functions	2
Top oven capacity (usable) litres	60
Main oven features	(Left oven)
Number of cooking functions	5
Main oven capacity (usable) litres	51
Zone specification	
No. of cooking zones	6 sections
Front left spec	
Front left rating (kW)	3.25
Front left diameter (mm)	130
Front right spec	
Front right rating (kW)	1
Front right diameter (mm)	50
Rear left spec	
Rear left rating (kW)	1.8
Rear left diameter (mm)	70
Rear right spec	
Rear right rating (kW)	1.8
Rear right diameter (mm)	70
Centre Front spec	
Centre Front rating (kW)	3
Centre Front diameter (mm)	90
Centre rear spec	
Centre rear rating (kW)	3
Centre rear diameter (mm)	90
Product Dimensions	
Height (mm)	900
Width (mm)	1000
Depth (mm)	600
Performance	
Oven temperature range°C	50 - 250
Energy efficiency class	A
Connected load (kW)	4.1
Baking tray surface area (cm)	1220
Oven power (max)	2 / 2
Grill power (max)	1.8 / 1.8

– Energy efficiency class based on a scale of A (most efficient) to G (least efficient).  
– Please refer to the user instructions before cutting out.

– Heating category of the microwave in line with government guidelines.  
– Installation aperture dimensions, for full details please refer to the installation guidelines.



Compact Range / Compact Ovens

Overviews



	KS8404101M	KP8404001M	KE8404101M
Features			
Digital touch controls	•	•	•
Digital temperature control	•	•	•
Fully programmable electronic timer	•	•	•
Oven door glazing	Triple	Quadruple	Quadruple
Cleaning	Diamond Glazed Enamel	Diamond Glazed Enamel	Diamond Glazed Enamel
Cooling fan	•	•	•
Steam	•		
Meat probe	•	•	•
Accessories			
Number of shelves	3	2	2
Grill/meat pan	•		•
Dimensions			
Appliance dimensions			
Height (mm)	455	455	455
Width (mm)	594	594	594
Depth (mm)	540	540	540
Aperture dimensions			
Height (mm)	450	450	450
Width (mm)	558	558	558
Depth (mm)	580	580	580
Performance			
Energy efficiency class 2	A	A-10%	A-10%
Energy consumption fan (kWh)	0.74	0.71	0.71
Energy efficiency class in mode static/fan	Fan	Fan	Fan
Oven temperature range (°C)	30 - 250	30 - 230	30 - 230
Fan/convection oven output (kW)	2.97	0.69	0.69
Grill output (kW)	2.6	1.9	1.9
Steam power output (kW)	13		
Connected load (kW)	2.973	1.5	1.5
Fuse rating (A)	13	13	13
Oven/grill power (max) (kW)	2.97 / 2.6	1.5 / N/A	1.5 / N/A
Interior lights (W)	1 x back, 1 x side	1 x top	1 x top

Microwaves / Combination and Solo

Overviews



	KM8403101M	KR8403101M	MC2664E-M	MC1763E-M
Features				
Combi microwave, fan oven and grill	•			
Duo microwave and grill		•		
Solo microwave			•	•
Oven volume (litres)	43	46	26	17
Auto defrost by weight programmes	4	4	4	4
Auto cook by weight programmes	8	4	8	6
Control type	Touch	Touch	Rotary with push buttons	Rotary with push buttons
Electronic clock/programmer	•	•	•	•
Quickstart	•	•	•	•
Power save mode	•	•	•	•
Programme end signal	•	•	•	•
Drop down door		•		
Under counter installation		•	•	•
In-column installation	•	•	•	•
Dimensions				
Appliance dimensions				
Height (mm)	455	455	459	371
Width (mm)	594	594	594	594
Depth (mm)	542	542	437	316
Built-in dimensions				
Built-in height (mm)	450	450	450	360
Built-in width (mm)	560	560	560	562
Built-in depth (mm)	580	550	580	300
Performance				
Microwave output (IEC 705) (W)	1000	1000	900	800
Heating category 1	E	E	E	E
Microwave power levels	5	5	5	5
Grill output (kW)	1.9	1.5		
Convection oven output (kW)				
Connected load (kW)	3	3	1.3	1.2
Fuse rating (A)	20	20	13	13

– Energy efficiency class based on a scale of A (most efficient) to G (least efficient).  
– Installation aperture dimensions, for full details please refer to the installation guidelines.

Compact Range / Coffee Machine / Wine Cooler

Overview



PE4561-M

Features	
Electronic touch controls	•
LED display	•
Pre-programmed coffee selection	•
Water sensor with LED when refill required	•
Steam/water spout with LED indicators	•
Height adjustable coffee dispenser	•
Lamp	•
Dimensions	
Appliance dimensions	
Product height (mm)	455
Product width (mm)	594
Product depth (mm)	361
Built-in dimensions	
Built-in height (mm)	450
Built-in width (mm)	560
Built-in depth (mm)	550
Electrical Connection	
Connected load (kW)	1.35
Fuse rating (A)	13
Working pressure (bar)	15

Overview



SWS74500G0

Features	
Single zone electronic temperature controls	•
Door open warning alarm	•
Fridge Features	
Gross capacity (litres/cubic feet)	59/2.1
Net capacity (litres/cubic feet)	54/1.9
Defrost - fridge	Automatic
MultiAirflow/Dynamic Air	/•
Glass shelves (full depth)	3 (wood)
Soft rise LED lighting	•
Dimensions	
Height (mm)	455
Width (mm)	594
Depth (mm)	537
Built-in Dimensions	
Built-in height (mm)	450
Built-in width (mm)	560
Built-in depth (mm)	550
Door fixing	Left hinged
Performance	
Annual energy consumption kWh	107
Energy efficiency class	A+
Energy efficiency index %	41.9
Climate class	N
Noise dB (A)	39
Minimum ambient temperature °C	16
Other	
Reversible door opening	Left hinged

Compact Range / Warming Drawers

Overviews



KD91403M

KD91404M

KD92903E

Features			
Place settings	6	6	12
Cups and glass warming (40°C)	•	•	•
Plate warming (60°C)	•	•	•
Food warming (80°C max)	•	•	•
Defrosting (30°C max)	•	•	•
Heating element	•	•	•
Fan air circulation	•	•	•
Rotary control knob	•	•	•
Variable temperature control	•	•	•
On/off LED	•	•	•
Anti-slip mat	•	•	•
Temperature range	30 - 80	30 - 80	30 - 80
Product Dimensions			
Appliance dimensions			
Height (mm)	140	140	295
Width (mm)	594	594	594
Depth (mm)	535	535	535
Built-in dimensions			
Built-in height (mm)	140	140	295
Built-in width (mm)	560	560	560
Built-in depth (mm)	550	550	550
Performance			
Connected load (kW)	0.43	0.43	0.55
Fuse rating (A)	13	13	13
Power (max (kW))	0.43	0.43	0.55

- Food must be a minimum of 80°C prior to placing in the warming drawer.



Induction Hobs / MaxiSight®

Overviews



	HK884400XG	HK683320XG
Features		
Number of cooking zones	4 sections	3 sections
Control type	DirekTouch	DirekTouch
Display	TFT	TFT
Control position	Front	Front
Bridge function		Left hand side
Automatic heat up (AUTOMAX)	•	•
Stop+Go	•	•
Residual heat indicator	3 step	3 step
Öko timer	•	•
Minute minder	•	•
Count up timer	•	•
Pot sensors	•	•
Boosters (all zones)	•	•
Child lock	•	•
Zone Specification		
Front left spec		
Front left rating (kW)	2.3 / 3.2	2.3 / 3.2
Front left diameter (mm)	210	210
Rear left spec		
Rear left rating (kW)	2.3 / 3.2	2.3 / 3.2
Rear left diameter (mm)	210	210
Front middle spec		
Front middle rating (kW)		
Front middle diameter (mm)		
Rear middle spec		
Rear middle rating (kW)		
Rear middle diameter (mm)		
Front right spec		
Front right rating (kW)	2.3 / 3.2	
Front right diameter (mm)	210	
Rear right spec		Dual zone
Rear right rating (kW)	2.3 / 3.2	1.8 / 2.8 / 3.5 / 3.7
Rear right diameter (mm)	210	180 / 280
Appliance dimensions		
F=Frameless SS=Stainless steel		
Appliance dimensions		
Width (mm)	766	576
Depth (mm)	516	516
Aperture dimensions		
Height (mm)	55	55
Width (mm)	750	560
Depth (mm)	490	490
Electrical Connection		
Connected load (kW)	7.4	7.4
Fuse rating (A)	30	30

Induction Hobs / MaxiSense®

Overviews



	HKH81700FB	HK956600FB	HK856600FB	HK874400FB	HK855200FB	HK953400FB
Features						
Number of cooking zones	3	4	4	4	5	3
Control type	DIREKTOUCH	Direkt Access Slide Controls	Direkt Access Slide Controls	DirekTouch	DirekTouch	DirekTouch
Display	LED	LED	LED	LED	LED	LED
Display Colour	Red	Red	Red	Red	White	White
Control position	Front	Front	Front	Front	Front	Front
Hob2Hood						
Bridge function	•	•	•			
Automatic heat up (AUTOMAX)	•	•	•	•	•	•
Stop+Go	•	•	•	•	•	•
Residual heat indicator	•	•	•	•	•	3 step
Eco Mode		•	•			
Öko timer	•			•	•	•
Minute minder	•	•	•	•	•	•
Count up timer	•	•	•	•	•	•
Pot sensors	•	•	•	•	•	•
Boosters (all zones)	•	•	•	•	•	•
Child lock	•	•	•	•	•	•
Zone Specification						
Front left spec	Zone Free	Procook Induction	Procook Induction	Single		
Front left rating (kW)	0.5 / 3.7	2.3 / 3.7	2.3 / 3.7	2.3 / 3.2	1.4 / 2.5	
Front left diameter (mm)	460	240	240	210	145	
Rear left spec		Procook Induction	Procook Induction	Single		
Rear left rating (kW)		2.3 / 3.7	2.3 / 3.7	2.3 / 3.2	2.3 / 3.2	2.3 / 3.2
Rear left diameter (mm)		240	240	210	210	210
Front middle spec						
Front middle rating (kW)						
Front middle diameter (mm)						
Rear middle spec		Induction	Induction			
Rear middle rating (kW)		2.3 / 3.2	2.3 / 3.2		2.3 / 3.2	2.3 / 3.2
Rear middle diameter (mm)		210	210		210	210
Front right spec		Induction	Induction	Single		
Front right rating (kW)	1.4 / 2.5	1.8 / 2.8	1.8 / 2.8	2.3 / 3.2	1.4 / 2.5	
Front right diameter (mm)	124	180	180	210	145	
Rear right spec	Single			Single		
Rear right rating (kW)	203 / 3.7			2.3 / 3.2	2.3 / 3.2	2.3 / 3.2
Rear right diameter (mm)	210			210	210	210
Appliance dimensions						
F=Frameless SS=Stainless steel						
Appliance dimensions						
Width (mm)	780	910	780	780	780	910
Depth (mm)	520	520	520	520	520	410
Aperture dimensions						
Height (mm)	70			50	50	50
Width (mm)	750	880	750	750	750	880
Depth (mm)	490	490	490	490	490	380
Electrical Connection						
Connected load (kW)	7.4	7.4	7.4	7.4	7.4	6.9
Fuse rating (A)		30	30	30	30	30

Induction Hobs / MaxiSense®

Overviews



	HK854400FB	HK764403FB/XB	HK654400FB/XB	HK854320FB	HK654200FB
Features					
Number of cooking zones	4	4	4	4	4
Control type	DirekTouch	DirekTouch	DirekTouch	DirekTouch	DirekTouch
Display	LED	LED	LED	LED	LED
Display Colour	White	White	White	White	White
Control position	Front	Left & Right	Front	Front	Front
Bridge function		•	Left & right	•	
Automatic heat up (AUTOMAX)	•	•	•	•	•
Stop & Go	•	•	•	•	•
Residual heat indicator	3 step	3 step	3 step	3 step	3 step
Öko timer	•	•	•	•	•
Minute minder	•	•	•	•	•
Count up timer	•	•	•	•	•
Pot sensors	•	•	•	•	•
Boosters (all zones)	•	•	•	•	•
Child lock	•	•	•	•	•
Zone Specification					
Front left spec		Single		Single	Single
Front left rating (kW)	2.3 / 3.2	2.3 / 3.2	1.8 / 2.6	2.3 / 3.2	2.3 / 3.7
Front left diameter (mm)	210	210	180	210	210
Rear left spec		Single		Single	Single
Rear left rating (kW)	2.3 / 3.2	2.3 / 3.2	1.8 / 2.6	2.3 / 3.2	1.8 / 2.8
Rear left diameter (mm)	210	210	180	210	180
Front middle spec				Single	
Front middle rating (kW)				1.4 / 2.5	
Front middle diameter (mm)				145	
Rear middle spec					
Rear middle rating (kW)					
Rear middle diameter (mm)					
Front right spec		Single			Single
Front right rating (kW)	2.3 / 3.2	2.3 / 3.2	1.8 / 2.6		1.4 / 2.5
Front right diameter (mm)	210	210	180		145
Rear right spec		Single		Single	Single
Rear right rating (kW)	2.3 / 3.2	2.3 / 3.2	1.8 / 2.6	2.4 / 3.7	1.8 / 2.8
Rear right diameter (mm)	210	210	180	300	180
Dimensions					
Appliance dimensions					
Width (mm)	780			780	590
Depth (mm)	520	FB 710 / XB 696	FB 590 / XB 576	520	520
Aperture dimensions		FB 520 / XB 516	FB 520 / XB 516		
Height (mm)	50			50	55
Width (mm)	750	55	55	750	560
Depth (mm)	490	680	560	490	490
Electrical Connection					
Connected load (kW)	7.4	7.4	7.4	7.4	7.4
Fuse rating (A)	30	30	30	30	30

Induction Hobs / MaxiSense® and Mixed Fuel

Overviews



	HK854401FB	HD955100NB	HD634170NB
Features			
Number of cooking zones	4	4	2
Ignition Type		Integrated	Integrated
Cast Iron Pan Supports		1	2
Control type	DirekTouch	Direkt Access Slide Controls/Rotary	Direkt Access Slide Controls/Rotary
Display	LED	LED	LED
Display Colour	White	Red	Red
Control position	Front	Front Left and Right	Front Left and Right
Hob2Hood			
Bridge function		•	•
Automatic heat up (AUTOMAX)	•	•	•
Stop+Go	•		
Residual heat indicator	•	•	•
Eco mode	•	•	•
Öko timer	•		
Minute minder	•	•	•
Count up timer	•	•	•
Pot sensors	•	•	•
Boosters (all zones)	•	•	•
Child lock	•	•	•
Zone Specification			
Front left spec			Induction
Front left rating (kW)	2.3 / 3.2		2.3 / 3.3
Front left diameter (mm)	210		210
Rear left spec		Dual Crown Burner	Induction
Rear left rating (kW)	2.3 / 3.2	5	1.4 / 2.5
Rear left diameter (mm)	210	134mm	140
Front middle spec		Induction	
Front middle rating (kW)		2.2 / 3.6	
Front middle diameter (mm)		210	
Rear middle spec		Induction	
Rear middle rating (kW)		1.4 / 2.5	
Rear middle diameter (mm)		145	
Front right spec		Induction	Semi Rapid Burner
Front right rating (kW)	2.3 / 3.2	1.4 / 2.5	1.9
Front right diameter (mm)	210	145	70
Rear right spec		Induction	Rapid Burner
Rear right rating (kW)	2.3 / 3.2	1.8 / 2.8	2.9
Rear right diameter (mm)	210	180	100
Appliance dimensions			
F=Frameless SS=Stainless steel		F	F
Appliance dimensions			
Width (mm)	780	880	590
Depth (mm)	520	520	520
Aperture dimensions			
Height (mm)	50		
Width (mm)	750	830	560
Depth (mm)	490	490	490
Electrical Connection			
Connected load (kW)	7.4	6.8	3.7
Fuse rating (A)	30		



Modular Hobs / CrystalLine


Overviews



HC452400EB



HC452600EB



HC451500EB

Features			
Hob type	2 zone MaxiSense	Teppanyaki	Induction Wok
Control type	DirekTouch	DirekTouch	DirekTouch
Induction	•	•	•
Triple zone			
Bridge function	•		
Automatic heat up (AUTOMAX)	•	•	•
Stop & Go	•		•
Residual heat indicator	3 step	3 step	3 step
Öko timer	•	•	•
Minute minder	•	•	•
Count up timer	•	•	•
Pot sensors	•		•
Booster		•	•
Child lock	•	•	•
Gas safety shut off			
Zone Specification			
Front spec	Induction	Induction	Induction
Front rating (kW)	2.3 / 3.2	1.4	2.3 / 3.2
Front diameter (mm)	170 x 265	145	300
Rear spec	Induction	Induction	
Rear rating (kW)	2.3 / 3.2	1.4	
Rear diameter (mm)	170 x 265	145	
Dimensions			
<b>Appliance dimensions</b>			
Width (mm)	360	360	360
Depth (mm)	520	520	520
<b>Aperture dimensions</b>			
Height (mm)	55	55	125
Width (mm)	340	340	340
Depth (mm)	490	490	490
Electrical Connection			
Voltage (V)	220 - 240	220 - 240	220 - 240
Frequency (Hz)	50 / 60	50 / 60	50 / 60
Connected load (kW)	3.7	2.8	3.2
Fuse rating (A)	16	13	16
LPG conversion kit			

– For gas conversion purpose 3.450 BTU = 1kW  
– Please refer to the user instructions before cutting out.

Modular Hobs / CrystalLine

Overviews



HC411520GB



HC412000GB



HC452020EB

Features			
Hob type	Wok burner	2 zone gas	2 zone ceramic
Control type	Rotary	Rotary	DirekTouch
Fuel type	Gas	Gas	Electric
Triple zone			•
Bridge function			
Automatic heat up (AUTOMAX)			•
Stop & Go			•
Residual heat indicator			3 step
Öko timer			•
Minute minder			•
Count up timer			•
Pot sensors			
Booster			
Child lock			•
Gas safety shut off	•	•	
Zone Specification			
Front spec	Double crown	Semi-rapid	Hilight
Front rating (kW)	5	1.9	1.2
Front diameter (mm)	130	74	145
Rear spec		Rapid	Hilight
Rear rating (kW)		3	0.8 / 1.6 / 2.3
Rear diameter (mm)		104	120 / 175 / 210
Dimensions			
<b>Appliance dimensions</b>			
Width (mm)	360	360	360
Depth (mm)	520	520	520
<b>Aperture dimensions</b>			
Height (mm)	60	60	38
Width (mm)	340	340	340
Depth (mm)	490	490	490
Electrical Connection			
Voltage (V)	220 - 240	220 - 240	220 - 240
Frequency (Hz)	50 / 60	50 / 60	50 / 60
Connected load (kW)	0.025	3	3.5
Fuse rating (A)	13	13	16
LPG conversion kit	•	•	

– For gas conversion purpose 3.450 BTU = 1kW  
– Please refer to the user instructions before cutting out.

Ceramic and Gas Hobs

Overviews



HK634060XB

Features	
Number of cooking zones	4
Control position	Front
Control type	Touch
Automatic heat up (AUTOMAX)	•
Stop & Go	•
Residual heat indicator	•
Öko timer	
Minute Minder	•
Count up timer	
Child lock	•
Zone Specification	
Front left spec	Dual
Front left rating (kW)	0.75 / 2.2
Front left diameter (mm)	120 / 210
Rear left spec	Single
Rear left rating (kW)	1.2
Rear left diameter (mm)	145
Rear middle spec	
Rear middle rating (kW)	
Rear middle diameter (mm)	
Front right spec	Single
Front right rating (kW)	1.2
Front right diameter (mm)	145
Rear right spec	Dual
Rear right rating (kW)	1.5 / 2.4
Rear right diameter (mm)	170 x 265
Dimensions	
Appliance dimensions	
Width (mm)	576
Depth (mm)	516
Aperture dimensions	
Height (mm)	38
Width (mm)	560
Depth (mm)	490
Electrical Connection	
Connected load (kW)	7
Fuse rating (A)	30

Overviews



HG694840NB



HG795840NB



HG654820UM



HG755820UM

Features					
Number of cooking zones		4		5	
Ignition type		Integral		Integral	
Control position		Front		Front	
LED display		No		No	
Wok support		No		No	
Cast iron pan support		Yes		Yes	
Safety thermocouples		Yes		Yes	
Zone Specification					
Front left spec		Simmer		Simmer	
Front left rating (kWh)		1		1	
Front left diameter (mm)		85		85	
Rear left spec		Rapid		Semi-rapid	
Rear left rating (kWh)		2.9		2	
Rear left diameter (mm)		128		107	
Front middle spec					
Front middle rating (kWh)					
Front middle diameter (mm)					
Rear middle spec				Rapid	
Rear middle rating (kWh)				2.9	
Rear middle diameter (mm)				128	
Front right spec		Semi-rapid		Simmer	
Front right rating (kWh)		2		1	
Front right diameter (mm)		107		85	
Rear right spec		Semi-rapid		Semi-rapid	
Rear right rating (kWh)		2		2	
Rear right diameter (mm)		107		107	
Max gas power (kW)		7.9		8.9	
Dimensions					
Appliance dimensions					
Width (mm)		590		745	
Depth (mm)		520		515	
Aperture dimensions					
Height (mm)		45		45	
Width (mm)		560		560	
Depth (mm)		490		490	
Electrical Connection					
Fuse rating (A)		3		3	

Gas Hobs / Semi-Flush Gas on Glass

Overviews



HG795440XB



HG795540XB

Features			
Number of cooking zones		5	
Ignition type		Integral	
Control position		Front	
LED display		•	
Wok support		•	
Cast iron pan support		•	
Safety thermocouples		•	
Zone Specification			
Front left spec		Semi-rapid	
Front left rating (kWh)		1.9	
Front left diameter (mm)		70	
Rear left spec		Semi-rapid	
Rear left rating (kWh)		1.9	
Rear left diameter (mm)		70	
Front middle spec			
Front middle rating (kWh)			
Front middle diameter (mm)			
Rear middle spec		Wok triple crown	
Rear middle rating (kWh)		3.8	
Rear middle diameter (mm)		122	
Front right spec		Simmer	
Front right rating (kWh)		1	
Front right diameter (mm)		54	
Rear right spec		Semi-rapid	
Rear right rating (kWh)		1.9	
Rear right diameter (mm)		70	
Max gas power (kW)		10.5	
Dimensions			
Appliance dimensions			
Width (mm)		696	
Depth (mm)		516	
Aperture dimensions			
Height (mm)		40	
Width (mm)		680	
Depth (mm)		490	
Electrical Connection			
Fuse rating (A)		3	



Gas Hobs / UltraFlat Gas

Overviews



HG654421UM

HG755421UM

Features		
Number of cooking zones	4	5
Ignition type	Integral	Integral
Control position	Front	Front
LED display		
Wok support		
Cast iron pan support	•	•
Safety thermocouples	•	•
Zone Specification		
Front left spec	Simmer	Semi-rapid
Front left rating (kWh)	1	1.9
Front left diameter (mm)	54	70
Rear left spec	Rapid	Semi-rapid
Rear left rating (kWh)	2.9	1.9
Rear left diameter (mm)	10	70
Front middle spec		
Front middle rating (kWh)		
Front middle diameter (mm)		
Rear middle spec		Wok triple crown
Rear middle rating (kWh)		3.8
Rear middle diameter (mm)		100
Front right spec	Semi-rapid	Simmer
Front right rating (kWh)	1.9	1
Front right diameter (mm)	70	54
Rear right spec	Semi-rapid	Semi-rapid
Rear right rating (kWh)	1.9	1.9
Rear right diameter (mm)	70	70
Max gas power (kW)	7.7	10.5
Dimensions		
Appliance dimensions		
Width (mm)	595	750
Depth (mm)	525	515
Aperture dimensions		
Height (mm)	30	30
Width (mm)	560	560
Depth (mm)	480	480
Electrical Connection		
Fuse rating (A)	3	3

- For gas conversion purpose 3.450 BTU = 1kW  
- Please refer to the user instructions before cutting out.

Gas Hobs / Stainless Steel

Overviews



HG654440SM

HG755440SM

HG956440SM

Features			
Number of cooking zones	4	5	6
Ignition type	Integral	Integral	Integral
Control position	Front	Front	Front
LED display	•	•	•
Wok support	•	•	•
Cast iron pan support	•	•	•
Safety thermocouples	•	•	•
Zone Specification			
Front left spec	Semi-rapid	Semi-rapid	Rapid
Front left rating (kWh)	2	2	3
Front left diameter (mm)	70	70	100
Rear left spec	Semi-rapid	Semi-rapid	Simmer
Rear left rating (kWh)	2	2	1
Rear left diameter (mm)	70	70	54
Front middle spec			Semi-rapid
Front middle rating (kWh)			2
Front middle diameter (mm)			70
Rear middle spec		Wok triple crown	Semi-rapid
Rear middle rating (kWh)		4	2
Rear middle diameter (mm)		122	70
Front right spec	Simmer	Simmer	Wok triple crown
Front right rating (kWh)	1	1	4
Front right diameter (mm)	54	54	122
Rear right spec	Wok triple crown	Rapid	Simmer
Rear right rating (kWh)	4	3	1
Rear right diameter (mm)	122	100	54
Max gas power (kW)	9	12	13
Dimensions			
Appliance dimensions			
Width (mm)	594	744	894
Depth (mm)	510	510	510
Aperture dimensions			
Height (mm)	30	30	30
Width (mm)	560	560	830
Depth (mm)	480	480	480
Electrical Connection			
Fuse rating (A)	3	3	3

- For gas conversion purpose 3.450 BTU = 1kW  
- Please refer to the user instructions before cutting out.

Cooker Hoods / Designer Hoods

Overviews




X94484MV10



X66453BV10/  
X69454BV10



X66454MV00/  
X69454MV00



X65163WV10/  
X68163BV10

Features				
Control type	Touch on glass	DirekTouch	DirekTouch	Electronic push button
Fan speed	4	4	4	3
Lights (W)	LED	2 x 20 Halogen	2 x 20 Halogen	2 x 20 Halogen
Charcoal filter included	•	•	•	
Metal grease filter	•	•	•	•
Intensive setting	•	•	•	•
Ducted maximum (ca.m3/h)	650	490	490	520
Ducted intensive (ca.m3/h)	748	560	560	600
Noise (max. setting) ducted (dB (A))	60	60	60	64
Recirculation maximum (ca.m3/h)	429	330	330	300
Recirculation intensive (ca.m3/h)	528	350	350	380
Noise (max. setting) recirculation (dB (A))	67	59	59	71
Installation height from				
Electric hob (mm)	500	400	400	500
Gas hob (mm)	650	400	400	650
Dimensions				
Height for ducted (mm)	600	649	649	513
Height for recirculation (if different) (mm)				
Width (mm)	450	598/898	598/898	800/598
Depth (mm)	650	358	358	339
Other				
Ventilation hose diameter (mm)	150	150	150	150
Fuse rating (A)	13	13	13	13

– CDK6FR - 150mm (6") diameter flexible ducting kit, 3 metre length. For use with all AEG hoods.  
CDK5F - 120mm (5") diameter flexible ducting kit, 1 metre length. 100mm (4") reduction collar included. For use with all AEG hoods up to 1 metre ducting.  
CDK5FR - 120mm (5") diameter flexible ducting kit for ducting hoods situated away from an exterior wall, up to 3 metres. 100mm (4") reduction collar included. For use with all AEG hoods.  
– For full installation aperture dimensions see installation instructions.

Cooker Hoods / Designer Chimney Hoods

Overviews



X99464MK2



X99484MD10



X69454MD10



X67453MD02

Features				
Control type	DirekTouch	DirekTouch	DirekTouch	DirekTouch
Fan speed	Variable	Variable	4	4
Lights (W)	4 x 2.5 LED	4 x 2.5 LED	2 x 20 Halogen	2 x 20 Halogen
Charcoal filter included	•	•	•	•
Metal grease filter	•	•	•	•
Intensive setting	•	•	•	•
Ducted maximum (ca.m3/h)	640	640	470	470
Ducted intensive (ca.m3/h)	800	800	530	530
Noise (max. setting) ducted (dB (A))	68	68	63	63
Recirculation maximum (ca.m3/h)	370	370	310	310
Recirculation intensive (ca.m3/h)	440	440	340	340
Noise (max. setting) recirculation (dB (A))	67	67	62	62
Installation height from				
Electric hob (mm)	500	500	500	500
Gas hob (mm)	650	650	650	650
Dimensions				
Height for ducted (mm)	760 - 1105	760 - 1105	785 - 1050	785 - 1050
Height for recirculation (if different) (mm)			785 - 920	785 - 920
Width (mm)	998	998	898	698
Depth (mm)	696	696	490	490
Other				
Ventilation hose diameter (mm)	150	150	150	150
Fuse rating (A)	13	13	13	13

– CDK6FR - 150mm (6") diameter flexible ducting kit, 3 metre length. For use with all AEG hoods.  
CDK5F - 120mm (5") diameter flexible ducting kit, 1 metre length. 100mm (4") reduction collar included. For use with all AEG hoods up to 1 metre ducting.  
CDK5FR - 120mm (5") diameter flexible ducting kit for ducting hoods situated away from an exterior wall, up to 3 metres. 100mm (4") reduction collar included. For use with all AEG hoods.  
– For full installation aperture dimensions see installation instructions.



Cooker Hoods / Designer Chimney and Island Hoods

Overviews



X66453MD1DK4490-MDK4460-MX99464MI2X91484MI10

Features					
Control type	DirekTouch	Electronic Push Button	Electronic Push Button	Touch on glass	Touch on glass
Fan speed	4	4	4	4	4
Lights (W)	2 x 20 Halogen	2 x 20 Halogen	2 x 20 Halogen	LED strip	LED
Charcoal filter included	•	•	•	•	•
Metal grease filter	•	•	•	•	•
Intensive setting	•	•	•	•	•
Ducted maximum (ca.m3/h)	470	304	304	480	715
Ducted intensive (ca.m3/h)	530	423	423	650	825
Noise (max. setting) ducted (dB (A))	63	62	62	60	60
Recirculation maximum (ca.m3/h)	310	243	243	240	550
Recirculation intensive (ca.m3/h)	340	282	282	260	462
Noise (max. setting) recirculation (dB (A))	62	66	66	71	67
Installation height from					
Electric hob (mm)	500	500	500	500	500
Gas hob (mm)	650	650	650	650	650
Dimensions					
Height for ducted (mm)	785 - 1050	705-1140	705-1140	1029	1029
Height for recirculation (if different) (mm)	785 - 920			750	750
Width (mm)	598	898	598	898	898
Depth (mm)	490	500	500	400	400
Other					
Ventilation hose diameter (mm)	150	150	150	150	150
Fuse rating (A)	13	13	13	13	13

Cooker Hoods / Designer Island Hoods

Overviews



X91384Mi02X812264MG0





Feature		
Control type	DirekTouch	Remote
Fan speed	Variable	4
Lights (W)	4 x 2.5 LED	LED strip
Charcoal filter included	•	•
Metal grease filter	•	•
Intensive setting	•	•
Ducted maximum (ca.m3/h)	640	780
Ducted intensive (ca.m3/h)	800	870
Noise (max. setting) ducted (dB (A))	68	68
Recirculation maximum (ca.m3/h)	370	420
Recirculation intensive (ca.m3/h)	440	470
Noise (max. setting) recirculation (dB (A))	67	69
Installation height from		
Electric hob (mm)	500	500
Gas hob (mm)	650	650
Dimensions		
Height for ducted (mm)	760 - 1105	
Height for recirculation (if different) (mm)		
Width (mm)	998	1199
Depth (mm)	696	499
Other		
Ventilation hose diameter (mm)	150	150
Fuse rating (A)	13	13

– CDK6FR - 150mm (6") diameter flexible ducting kit, 3 metre length. For use with all AEG hoods.  
CDK5F - 120mm (5") diameter flexible ducting kit, 1 metre length. 100mm (4") reduction collar included. For use with all AEG hoods up to 1 metre ducting.  
CDK5FR - 120mm (5") diameter flexible ducting kit for ducting hoods situated away from an exterior wall, up to 3 metres. 100mm (4") reduction collar included. For use with all AEG hoods.  
– For full installation aperture dimensions see installation instructions.

– CDK6FR - 150mm (6") diameter flexible ducting kit, 3 metre length. For use with all AEG hoods.  
CDK5F - 120mm (5") diameter flexible ducting kit, 1 metre length. 100mm (4") reduction collar included. For use with all AEG hoods up to 1 metre ducting.  
CDK5FR - 120mm (5") diameter flexible ducting kit for ducting hoods situated away from an exterior wall, up to 3 metres. 100mm (4") reduction collar included. For use with all AEG hoods.  
– For full installation aperture dimensions see installation instructions.

Cooker Hoods / Ceiling Mounted / Downdraft / Standard

Overviews

				
	DH1690-M	DL7275-M9	X56342SE10	DE6261-ML
Features				
Control type	Electronic Push Buttons	Remote	Slider	Electronic slider
Fan speed	4	4	3	Variable
Lights (W)	NA	2 x 20 Halogen	2 x 20 Halogen	2 x 20 Halogen
Charcoal filter included	•	•	•	•
Metal grease filter	•	•	•	•
Intensive setting		•		•
Ducted maximum (ca.m3/h)	900	440	324	300
Ducted intensive (ca.m3/h)		540		450
Noise (max. setting) ducted (dB (A))	58	64	63	56
Recirculation maximum (ca.m3/h)	780	320	246	225
Recirculation intensive (ca.m3/h)		365		250
Noise (max. setting) recirculation (dB (A))	56	70	66	66
Installation height from				
Electric hob (mm)	NA	500	500	500
Gas hob (mm)	NA	700	650	700
Dimensions				
Height for ducted (mm)	300	252	173	400
Height for recirculation (if different) (mm)				
Width (mm)	880	724	598	598
Depth (mm)	108	289	295	270
Other				
Ventilation hose diameter (mm)	150	150	120	120
Fuse rating (A)	13	13	13	13

- CDK6FR - 150mm (6") diameter flexible ducting kit, 3 metre length. For use with all AEG hoods.  
CDK5F - 120mm (5") diameter flexible ducting kit, 1 metre length. 100mm (4") reduction collar included. For use with all AEG hoods up to 1 metre ducting.  
CDK5FR - 120mm (5") diameter flexible ducting kit for ducting hoods situated away from an exterior wall, up to 3 metres. 100mm (4") reduction collar included. For use with all AEG hoods.  
For full installation aperture dimensions see installation instructions.





Dishcare / Dishwashers

Overviews



F99705VI1P



F66603VI0P



F65610IM0P

Features	F99705VI1P	F66603VI0P	F65610IM0P
Capacity (number of IEC place settings)	15	13	13
Control type	LCD with push buttons	LED with push buttons	LED with push buttons
ExtraSilent	•	•	
Number of temperatures	6	4	4
Number of programmes	9	6	5
Automatic 45°C - 70°C programme	•	•	•
60 min 55°C	•		
Quickwash 60°C, 30min programme	•	•	•
Intensive advanced 70°C programme	•	•	•
Glass 45°C programme	•	•	
Prerinse programme	•	•	
DryTech system	•		•
Multi-tab option	•	•	•
Delay start	•	•	•
Time remaining	•	•	•
Height adjustable upper basket	•	•	•
Foldable plate racks - bottom basket	•	•	•
Foldable cup shelves - upper basket			
Foldable cup shelves - bottom basket	•	•	•
Moveable cutlery basket		•	•
Time beam - spotlight	•	•	
Red beam - spotlight			
Interior light	•		
Double fulcrum hinge	•	•	•
Dimensions			
Appliance dimensions			
Height	818	818	818
Width	596	596	596
Depth	550	550	575
Aperture dimensions			
Built-in height	820 - 900	820 - 900	820 - 900
Built-in width	600	600	600
Built-in depth	570	570	570
Furniture door dimensions			
Door height	670 - 820	670 - 775	570 - 655
Door weight (min - max)	1.5 - 10	1.5 - 10	1.5 - 8
Performance			
Declared Programme	Eco 50	Eco 50	Eco 50
Energy efficiency class	A+++	A++	A+++
Energy efficiency index	49.9	55.9	49.9
Annual energy consumption	241	262	234
Annual water consumption	3080	2860	2860
Energy consumption	0.86	0.93	0.83
Water consumption	11	10.2	10.2
Drying performance	A	A	A
Maximum noise level	39	46	44
Cleaning performance	A	A	A
Programme time	225	225	225
Stand-by power	0.1	0.1	0.1
Off mode power	0.1	0.1	0.1
Left-on mode power	0.1	0.1	0.1
Left-on mode duration	10	10	10
Other			
Voltage	220-240	220-240	220-240
Frequency	50	50	50
Connected load	2.2	2.2	2.2
Fuse rating	13	13	13
Minimum water pressure 1 bar / 15 psi	•	•	•
Inlet hose with 3/4" BSP thread hose connection	•	•	•
Water softener	•	•	•
Water supply	Cold or Hot	Cold or Hot	Cold or Hot
Salt refill indicator	•	•	•
Rinse aid refill indicator	•	•	•
Water hardness setting	•	•	•
Top and side fixing brackets	•	•	•
Worktop steam protection (metallic)	•	•	•

Dishcare / Dishwashers

Overviews



F55502VI0



F78400VI0P

Features	F55502VI0	F78400VI0P
Capacity (number of IEC place settings)	13	9
Control type	LED with push buttons	LED with push buttons
ExtraSilent		•
Number of temperatures	4	5
Number of programmes	5	8
Automatic 45°C - 70°C programme	•	•
60 min 55°C		•
Quickwash 60°C, 30min programme	•	•
Intensive advanced 70°C programme	•	•
Glass 45°C programme		•
Prerinse programme	•	•
DryTech system	•	•
Multi-tab option	•	•
Delay start	•	•
Time remaining	•	•
Height adjustable upper basket	•	•
Foldable plate racks - bottom basket	•	•
Foldable cup shelves - upper basket		•
Foldable cup shelves - bottom basket		
Moveable cutlery basket	•	•
Time beam - spotlight		
Red beam - spotlight		•
Interior light		
Double fulcrum hinge		•
Dimensions		
Appliance dimensions		
Height	818	818
Width	596	446
Depth	555	550
Aperture dimensions		
Built-in height	820 - 880	820 - 900
Built-in width	600	450
Built-in depth	570	570
Furniture door dimensions		
Door height	645 - 720	644 - 720
Door weight (min - max)	1.5 - 10	1.5 - 6
Performance		
Declared Programme	Eco 50	Eco 50
Energy efficiency class	A++	A+
Energy efficiency index	55.8	62.9
Annual energy consumption	258	222
Annual water consumption	2775	2495
Energy consumption	0.92	0.79
Water consumption	9.9	8.9
Drying performance	A	A
Maximum noise level	48	45
Cleaning performance	A	A
Programme time	195	195
Stand-by power	0.1	0.1
Off mode power	0.1	0.1
Left-on mode power	0.1	0.1
Left-on mode duration	10	10
Other		
Voltage	220-240	220-240
Frequency	50	50
Connected load	2.2	2.1
Fuse rating	13	13
Minimum water pressure 1 bar / 15 psi	•	•
Inlet hose with 3/4" BSP thread hose connection	•	•
Water softener	•	•
Water supply	Cold or Hot	Cold or Hot
Salt refill indicator	•	•
Rinse aid refill indicator	•	•
Water hardness setting	•	•
Top and side fixing brackets	•	•
Worktop steam protection (metallic)	•	•

Laundry / Washing Machines

Overviews



L61470BI

Overview	
Wash capacity (kg)	7
Spin speed (rpm)	1400
Display	3-digit LCD
Controls	Jog dial & push buttons
Built-in / Freestanding	Built-in
Features	
OptiSense	
Weight Sensor	
Direct Spray	
ProTex Drum	
Time Saver	•
Silent System Plus	
Auto Off	
LED Drum Light	
XXL Drum	•
Special Programmes	
Steam Refresh & Decrease	
Anti-Allergy	
Duvet	
Extra Silent	
Super Eco	
Quick Wash (3kg, 30min)	•
Delicate	•
Wool Plus	•
Easy Iron	•
Programme Options	
Favourite Programme Memory	
Stains / Prewash	•
Temperature selection	•
Spin speed selection	•
Extra rinse	•
Delay start	•
Performance	
Energy efficiency class	A++
Wash performance	A
Spin drying efficiency label	B
Annual energy consumption (kWh)	189
Annual water consumption (litres)	10469
Washing noise (dB(A) re 1pW)	56
Spinning noise (dB(A) re 1pW)	74
Residual humidity (%)	52
Stand-by power (W)	1.90
Off mode power (W)	0.10
Left-on Mode power (W)	0.98
Left-on mode duration (mins)	5
Programme Performance = Standard Cotton 60°C, full load	
Load (kg)	7
Energy (kWh)	1.01
Water (litres)	52.0
Duration (mins)	180.0
Dimensions	
Height (mm)	820
Width (mm)	596
Depth (mm) (cabinet only)	544
Depth (mm) (total)	544
Net Weight (kgs)	60.39

Laundry / Washer Dryers

Overviews



L61470WDBI

Overview	
Wash capacity (kg)	7
Drying Technology	Condenser
Dry Capacity (kg)	4
Spin speed (rpm)	1400
Display	3-digit LCD
Controls	Jog dial & touch buttons
Built-in / Freestanding	Built-in
Features	
ProSteam	
OptiSense	
Silent System Plus	
Sensor Drying	
Direct Spray	
Time Saver	•
ProTex Drum	
XXL Drum	•
Special Programmes	
Steam Refresh & Decrease	
Anti-Allergy	
Quick Wash & Dry (1kg, 60min)	
Quick Wash (3kg, 30min)	
Super Eco	
Delicate	•
Wool Plus	•
Easy Iron	•
Programme Options	
Stains / Prewash	•
Extra rinse	•
Temperature selection	
Spin speed selection	•
Delay start	•
Drying Time	•
Drying Level	
Performance	
Energy efficiency class	B
Wash performance	A
Energy consumption (wash/dry) (kWh)	5.67
Energy consumption (wash only) (kWh)	1.05
Water consumption (wash/dry) (litres)	99
Residual humidity (%)	52
Washing noise (dB(A) re 1pW)	56
Spinning noise (dB(A) re 1pW)	74
Drying noise (dB(A) re 1pW)	62
Stand-by power (W)	1.9
Off mode power (W)	0.0
Programme Performance = Standard Cotton 60°C, full load	
Load (kg)	7
Energy (kWh)	1.05
Water (litres)	57
Duration (mins)	219
Dimensions	
Height (mm)	820
Width (mm)	596
Depth (mm) (cabinet only)	544
Depth (mm) (total)	
Net Weight (kgs)	68.39





Cooks, The Carlton School of Food is more than just a cookery school; Cooks is a place to discover food. Our partnership with AEG kitchen technology enables us to achieve incredible results in delivering our sensory food experiences. Learn to grow, cook, photograph or write about food. Come to bake, butcher, forage, preserve, get back to basics or further hone your skills. Explore the kitchen wisdom from the past or the daring foods of the future. The setting in 250 acres of parkland is glorious. The school is in the original kitchens of Carlton Towers, Carlton near Selby, Yorkshire. Carlton Towers is an ancestral home belonging to the Duke of Norfolk's family and home to the Duke's brother and sister-in-law, Lord and Lady Gerald Fitzalan Howard. Cooks welcome everyone, from the absolute novice to the professional chef, the enthusiastic amateur, gap year student or those already running food-led businesses. Above all, courses at Cooks are informative, inspirational and fun. Be prepared for a good time.

Carlton Towers, Carlton, Yorkshire DN14 9LZ  
[www.cooksatcarlton.co.uk](http://www.cooksatcarlton.co.uk) 01405 861662 [Nicola@cartlontowers.co.uk](mailto:Nicola@cartlontowers.co.uk)



At Daylesford, we're passionate about real food – fresh, seasonal and, most importantly, delicious. Our commitment has been rewarded with over 60 national and international awards in the last three years alone. Our organic farm in Gloucestershire is home to our market garden, our bakery and our creamery as well as all our animals – and our beautiful cookery school. Equipped with state of the art AEG facilities, and surrounded by rolling countryside and acres of working farm land. The Cookery School at Daylesford is housed in a painstakingly restored Cotswold-stone barn. A course at our cookery school will reveal a range of techniques, recipes and skills to help you make the most of delicious seasonal ingredients, all straight from our farm. We offer a wide range of courses for every level from complete beginner to the most proficient home cook.

Daylesford Farmshop & Café, Daylesford near Kingham,  
Gloucestershire GL56 0YG  
[www.daylesford.com](http://www.daylesford.com) 01608 731700  
[thefarm@daylesfordorganic.com](mailto:thefarm@daylesfordorganic.com)



School of Wok is a leading Oriental and Asian cookery school headquartered in Central London, spreading our love and excitement of Eastern cuisine from our flagship school in Covent Garden, centred in the heart of a trendy foodie area and a stone's throw from Chinatown.

Our Covent Garden HQ boasts two state-of-the-art AEG kitchens where we host a variety of classes and corporate events, covering many different cuisines, including Chinese, Vietnamese, Indian, Thai and Japanese. All customers will be 100% involved in the preparation and cooking of ingredients, with everyone getting a go at mastering the handling of a wok... as well as eating the food of course.

61 Chandos Place, London WC2N 4HG  
[www.schoolofwok.co.uk](http://www.schoolofwok.co.uk) 0207 240 8818  
[sales@schoolofwok.co.uk](mailto:sales@schoolofwok.co.uk)



## Steamed marmalade pudding



Serves 2

### Ingredients:

- 2 Oranges
- 1 Egg
- 15g Brown sugar
- 50g Self-raising flour
- 50g Butter
- 50ml Pouring cream
- 50g Caster sugar



Two worlds collide here with an unctuous, steamed pudding and sweet, sticky oranges. Steamed puddings are a stalwart in every traditional kitchen repertoire, this recipe leaves behind the heavy, one dimensional reputation and replaces it with a light and sticky pudding that is a joy to eat.

### Method

Zest the oranges, reserving the zest. Heat the juice of one orange and the sugar gently until the sugar dissolves. Pour the syrup into a small pudding basin and allow to cool while you make the rest of the mixture.

Cream together the butter and sugar until pale, light and fluffy. In a separate bowl, crack and beat the egg. Add the egg to the butter mixture slowly, whisking through. Add the juice of the remaining orange and the zest of both. Fold in the sieved flour to finish the batter and pour over the syrup.

Cover with a double layer of greaseproof paper, secured with an elastic band and steam using full steam setting for 45 minutes. Remove and allow to rest before turning out and finishing with pouring cream.



To view a video demonstrating how to cook this dish, scan the QR code.



## Steamed seabass with crushed soya beans and chilli sauce



Serves 2

### Ingredients:

- 1 Whole Seabass
- 1-2 Heaped tbsp salted soya beans
- 2 Cloves garlic
- 1 Birdseye chilli
- 2 Spring onions
- Handful of coriander

### The Sauce

- 1 tsp Chilli bean paste / chilli paste
- 1 tbsp Hoisin sauce
- 1-2 Capfuls rice wine
- 1 Ladle of stock / hot water
- 1 Dash dark soy sauce



### Method

Finely chop the garlic and Birdseye chilli and place in separate prep bowls. Finely chop the spring onion and coriander and place in a small prep bowl. Wash the fish and pat dry. Mix the sauces together in a bowl. Lightly crush the soya beans.

Place the fish in the steam oven at full steam using the following timings as a general rule of thumb: Allow 7-12 minutes depending on the size of the fish (small fish [<300g] 7-8 minutes, medium fish [300g-500g] 9-10 minutes and large fish [500g-750g] 10-15 minutes).

Whilst the fish is cooking, heat 2 tablespoons vegetable oil in a wok to high heat. Once smoking hot, add the garlic and chillies, and immediately add the soya beans. Stir-fry on medium heat for 30 seconds. Now bring the wok to a high heat all 'The Sauce' ingredients to the wok. Continue to stir-fry on a high heat. Bring the sauce to a vigorous boil. If necessary, thicken with some corn flour paste. Stir gently and then pour on top of the fish once the fish is cooked.

\* If sauce is too thick, add a dash of hot water to the wok whilst cooking through. If too thin, use corn flour paste to thicken.

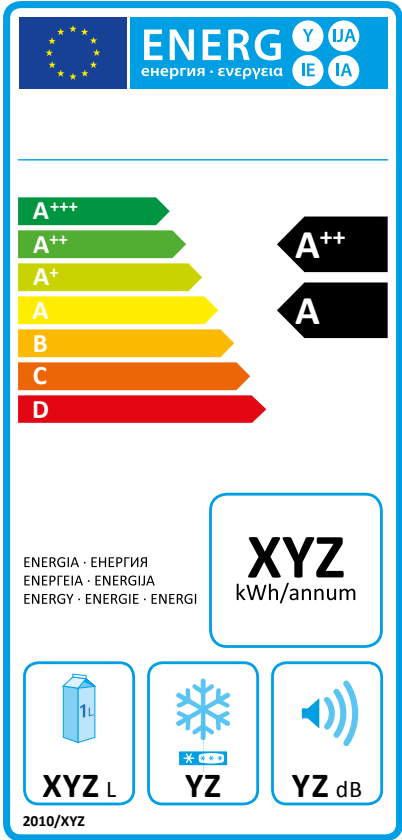
Serve on a large plate and garnish with plenty of spring onion and coriander



To view a video demonstrating how to cook this dish, scan the QR code.

Energy Information / EU Energy Efficiency Information

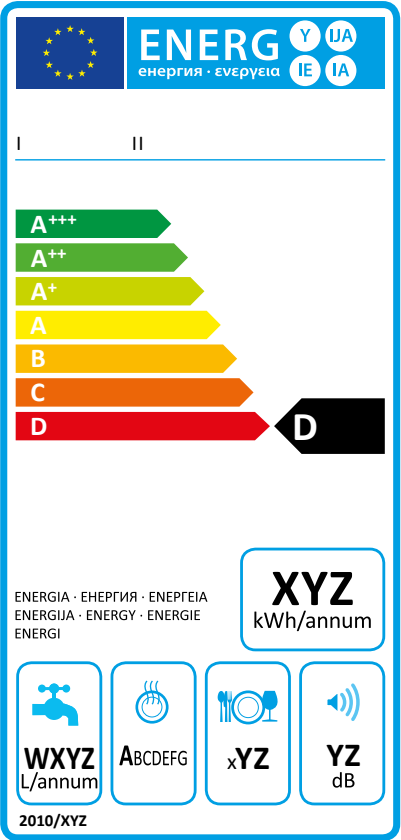
For refrigerators and freezers, as well as stating the energy efficiency class (A+++ - most efficient, 'D' - least efficient) the label also gives the annual electricity consumption (i.e. running cost) freezing capacity, noise level and the usable storage capacity.



Example of refrigeration energy label.

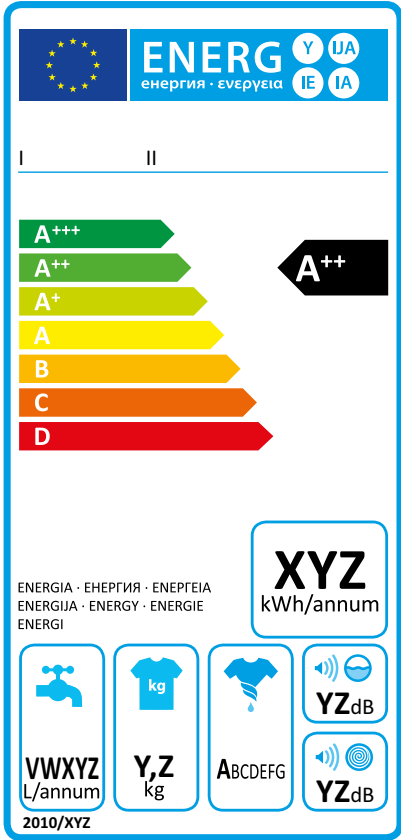
For electric ovens, as well as stating the energy efficiency ('A' - most efficient, 'G' - least efficient), the label also states the energy consumption (in kWh) and the usable volume of the oven. If the oven is a double oven it will carry this information for both ovens.

For dishwashers, as well as stating the energy efficiency class (A+++ - most efficient, 'D' - least efficient) the label also states the annual water consumption (lts), drying efficiency, place settings and noise level.



Example of dishwasher energy label.

For washing machines, as well as stating the energy efficiency class (A+++ - most efficient, 'D' - least efficient) the label also states the annual water consumption (lts), load size (kg), spin speed efficiency and the washing & spinning noise levels.



Example of washing machine energy label.

This scheme, which covers refrigerators, freezers, washing machines, tumble dryers, dishwashers and electric ovens is designed to offer consumers a standardised method of choosing the most energy efficient appliances.

After Sales Support / Customer Care

WARRANTY

AEG appliances come with a 12 month warranty from date of purchase. As you have purchased your appliances from an AEG Premier Partner you can benefit from a 5 year extended warranty. To receive the extended warranty your retailer must register your new appliances on your behalf at time of purchase.

During your warranty period you are protected against the cost of parts, call-out and labour charges. All work is carried out by our national network of approved AEG engineers.



CUSTOMER SERVICE

Should you need to contact us about your product we have a dedicated AEG customer service team to help. Our team is based in the AEG UK head office and can be contacted by phone on **03445 616 616** or via **www.aeg.co.uk**

LOCAL SERVICE, NATIONWIDE

Our national network of Service Force agents provide product maintenance, genuine parts and repairs for all AEG Major Appliances. Genuine AEG parts ensure you continue to experience the excellent performance you expect from your AEG product.

If you require a visit from one of our agents for your Major Appliance please call our Service Force team on **03445 616 616**

AEG Major Appliances  
Addington Way  
Luton LU4 9QQ  
Telephone: 03445 616 616

AEG Major Appliances is a division of Electrolux plc.  
Registered in England, No. 2331516.  
Registered Office, Addington Way,  
Luton LU4 9QQ





www.aeg.co.uk

PRODUCT INFORMATION

Here you can view the full range of AEG appliances, compare models, find your nearest kitchen retailer, download product manuals and download our detailed brochures and specifications. If you want to know more about your new appliance, register your warranty or have a product issue, you can contact our Customer Services or use our online troubleshooter.



FIND A KITCHEN RETAILER

Find your nearest AEG stockist using our online store kitchen retailer. Just enter your details (postcode or town), select the distance from your location, and click 'search' and a list of your nearest AEG kitchen retailers will appear.

Our kitchen retailers are experts in all things AEG, they will be able to answer any questions you have on the range, advise you on the most suitable products for your needs and give you the opportunity to see and touch the products (Some kitchen retailers have live kitchens so live demo's may be available.) Ask your local kitchen retailer for details before visiting.

AEG SHOP

Purchase official AEG accessories and spares for your appliances at the AEG online shop. The store is simple and convenient to use, you can track your orders and place repeat orders to save you time.

There is an extensive range of AEG designed equipment to complement and enhance your experience of your appliances. You will find everything from specialist Induction hob accessories to replacement filters, spare light bulbs, cooling shelves and dishwasher baskets, all designed and approved by AEG.

[www.aeg.co.uk/shop](http://www.aeg.co.uk/shop)

AEG STEAM APP

We have launched the AEG Steam app to help you get started with your ProCombi steam oven. The app takes you through features, functions and helpful quick tips to help you get the best from your appliance.

You will also find recipes for all three steam settings which vary in difficulty and give you a flavour of what is possible with your oven.

Our app is available for ipad users. To download the free app, search 'AEG Steam Cooking' in the app store.



